

# COLLABORATIVE LOUNGE, BENCHES AND TABLES

CLICK FOR : [CONSTRUCTION DETAILS](#), [SURFACES](#), [TEXTILES](#), [GRADED-IN TEXTILE DATA BASE](#), [WARRANTY](#), [FREIGHT](#)

## BELLO

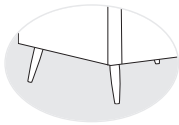
DESIGN: IDI

### ORDER OPTIONS



SEATING AND TABLES ARE AVAILABLE WITH A CHOICE OF THREE STANDARD POWDER-COAT METAL LEG FINISHES. PREMIUM POWDER-COAT FINISHES ARE AVAILABLE FOR UPCHARGE. TABLES ARE AVAILABLE WITH LAMINATE OR VENEER TOPS. WEIGHT CAPACITY IS 250 LBS. PER SEAT.

### POWDER-COAT FINISH LEGS



ADD \$0 LIST

SPECIFY: COLOR NAME

METAL LEGS/TABLET POLES ARE AVAILABLE WITH A CHOICE OF THREE STANDARD POWDER-COAT FINISHES. PREMIUM POWDER-COAT FINISHES ARE AVAILABLE FOR UPCHARGE.



PC4 SILVER  
IN STOCK



PC5 CHROME



PC6 RAVEN

### TABLE TOP OPTIONS



ADD \$0, NO UPCHARGE, OTHER LAMINATES AVAILABLE , CONTACT EKO FOR PRICING.

SPECIFY: BY MODEL NUMBER LISTED IN PRICE LIST

LAMINATE TABLE TOPS ARE AVAILABLE IN:



DESIGNER WHITE



DOVE GRAY



FUSION MAPLE



MONTICELLO MAPLE



MONTANA WALNUT

OTHER STANDARD OPTIONS INCLUDE SLATE GREY, HUNTINGTON MAPLE, PALISADES OAK, AIMTO SAVATRE, LEAVE LIKATRE, ABSOLUTE ACAJOU AND TRYTOO SAVATRE AND CAN BE FOUND ONLINE. ALL TABLE TOPS STANDARD WITH HORIZONTAL GRAIN DIRECTION.

STANDARD VENEER COLORS + \$100 list:



NATURAL



MONTICELLO



HUNTINGTON



WILD CHERRY




VERSAILLES



CAFELLE


### TABLE TOP SOLID SURFACE OPTIONS



BRIGHT WHITE BW010



ONYX ON095



PEARL SP011

# COLLABORATIVE LOUNGE, BENCHES AND TABLES

CLICK FOR : [CONSTRUCTION DETAILS](#), [SURFACES](#), [TEXTILES](#), [GRADED-IN TEXTILE DATA BASE](#), [WARRANTY](#), [FREIGHT](#)

## BELLO

DESIGN: IDI

### ORDER OPTIONS

#### OVAL TABLET POLE



ADD \$500 LIST (MAPLE VENEER), ADD \$500 LIST (LAMINATE)

MAPLE VENEER TABLET POLE, SPECIFY: OPWR (RIGHT-HANDED POSITION), OPWL (LEFT-HANDED POSITION)

LAMINATE TABLET POLE, SPECIFY: OPLR (RIGHT-HANDED POSITION), OPLL (LEFT-HANDED POSITION)

#### STANDARD LAMINATE TABLET COLORS:



OTHER STANDARD OPTIONS INCLUDE SLATE GREY, HUNTINGTON MAPLE, PALISADES OAK, AIMTO SAVATRE, LEAVE LIKATRE, ABSOLUTE ACAJOU AND TRYTOO SAVATRE AND CAN BE FOUND ONLINE, ALL WITH BLACK T-MOLD EDGE.

OTHER LAMINATES AVAILABLE FOR UPCHARGE. PLEASE SELECT A LAMINATE, TMOLD EDGE AND PROVIDE QUANTITY FOR QUOTE. 150 LB. WEIGHT RATING.

METAL TABLET POLES ARE AVAILABLE WITH A CHOICE OF THREE STANDARD POWDER-COAT FINISHES.

PREMIUM POWDER-COAT FINISHES ARE AVAILABLE FOR \$100 UPCHARGE.

AVAILABLE ON MODELS WITHOUT ARMS, OR WITH ONE ARM ONLY.

#### STANDARD VENEER COLORS +\$55 LIST :



#### MINI-TAP POWER

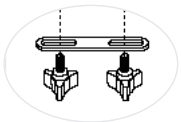


ADD \$400 LIST, MOUNTS ON ARMELSS SIDE OF LOUNGE PRODUCT

SPECIFY: MT/WHT (GLOSS WHITE), MT/BLK (GLOSS BLACK) SPECIFY: L( LEFT) OR R (RIGHT) AS SEATED

CONTAINS ONE POWER OUTLET, TWO USB PORTS AND 120-INCH POWER CORD.

#### GANGING CONNECTOR



ADD \$60 LIST (SET OF 1)

SPECIFY: GC

OPTIONAL SET INCLUDES TWO BRACKETS AND FOUR 5/8" X 1" THREADED BLACK LOBE KNOBS FOR CONNECTING TWO UNITS TOGETHER. FIELD ASSEMBLY REQUIRED. CANNOT BE RETROFIT TO PREVIOUSLY ORDERED UNITS.

# COLLABORATIVE LOUNGE, BENCHES AND TABLES

CLICK FOR : [CONSTRUCTION DETAILS](#), [SURFACES](#), [TEXTILES](#), [GRADED-IN TEXTILE DATA BASE](#), [WARRANTY](#), [FREIGHT](#)

SEATING AND TABLES ARE AVAILABLE WITH A CHOICE OF THREE STANDARD POWDER-COAT METAL LEG FINISHES. PREMIUM POWDER-COAT FINISHES ARE AVAILABLE FOR UPCHARGE. TABLES ARE AVAILABLE WITH LAMINATE TOPS. WEIGHT CAPACITY IS 250 LBS. PER SEAT.

## BELLO

DESIGN: IDI

**52011**  
STRAIGHT SEAT CLUB CHAIR  
WITH METAL LEGS



TEXTILE LIST PRICE

COM	COL	G 1	G 2	G 3	G 4	G 5	G 6	G 7	G 8	G 9	G 10	G 11
1880	1970	1880	1970	2060	2150	2240	2330	2420	2600	2780	2965	3145

W 31 D 28 H 30 SH 19 AH 5-12 (INCHES) COM (YDS) 4.75 COL (SQ FT) 95

ORDER OPTIONS: POWDER-COAT LEGS, GANGING CONNECTOR

TABLET NOT AVAILABLE

**52011R**  
STRAIGHT SEAT RIGHT ARM CHAIR  
WITH METAL LEGS



1735	1810	1735	1810	1885	1960	2035	2110	2185	2335	2485	2640	2785
------	------	------	------	------	------	------	------	------	------	------	------	------

W 27.5 D 28 H 30 SH 19 AH 5-12 (INCHES) COM (YDS) 3.75 COL (SQ FT) 75

ORDER OPTIONS: MINI-TAP POWER, POWDER-COAT LEGS, GANGING CONNECTOR

TABLET AVAILABLE ON ARMLESS SIDE

**52011L**  
STRAIGHT SEAT LEFT ARM CHAIR  
WITH METAL LEGS



1735	1810	1735	1810	1885	1960	2035	2110	2185	2335	2485	2640	2785
------	------	------	------	------	------	------	------	------	------	------	------	------

W 27.5 D 28 H 30 SH 19 AH 5-12 (INCHES) COM (YDS) 3.75 COL (SQ FT) 675

ORDER OPTIONS: MINI-TAP POWER, POWDER-COAT LEGS, GANGING CONNECTOR

TABLET AVAILABLE ON ARMLESS SIDE

**52010**  
STRAIGHT SEAT ARMLESS  
WITH METAL LEGS



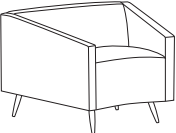
1545	1600	1545	1600	1665	1710	1765	1820	1870	1985	2090	2200	2310
------	------	------	------	------	------	------	------	------	------	------	------	------

W 24 D 28 H 30 SH 19 (INCHES) COM (YDS) 3 COL (SQ FT) 60

ORDER OPTIONS: MINI-TAP POWER, POWDER-COAT LEGS, GANGING CONNECTOR

TABLET AVAILABLE ON EITHER SIDE

**52012**  
30° INSIDE SEAT CLUB CHAIR  
WITH METAL LEGS



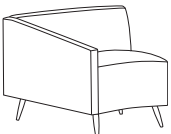
2160	2280	2160	2280	2400	2520	2640	2760	2880	3120	3360	3600	3840
------	------	------	------	------	------	------	------	------	------	------	------	------

W 29.5-44 D 32.5 H 30 SH 19 AH 5-12 (INCHES) COM (YDS) 6 COL (SQ FT) 120

ORDER OPTIONS: POWDER-COAT LEGS, GANGING CONNECTOR

TABLET NOT AVAILABLE

**52012R**  
30° INSIDE SEAT RIGHT ARM  
WITH METAL LEGS



1995	2095	1995	2095	2195	2295	2395	2495	2595	2795	2995	3190	3390
------	------	------	------	------	------	------	------	------	------	------	------	------

W 26.5-41 D 32.5 H 30 SH 19 AH 5-12 (INCHES) COM (YDS) 5 COL (SQ FT) 100

ORDER OPTIONS: MINI-TAP POWER, POWDER-COAT LEGS, GANGING CONNECTOR

TABLET AVAILABLE ON ARMLESS SIDE

# COLLABORATIVE LOUNGE, BENCHES AND TABLES

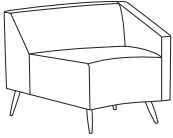
CLICK FOR : [CONSTRUCTION DETAILS](#), [SURFACES](#), [TEXTILES](#), [GRADED-IN TEXTILE DATA BASE](#), [WARRANTY](#), [FREIGHT](#)

SEATING AND TABLES ARE AVAILABLE WITH A CHOICE OF THREE STANDARD POWDER-COAT METAL LEG FINISHES. PREMIUM POWDER-COAT FINISHES ARE AVAILABLE FOR UPCHARGE. TABLES ARE AVAILABLE WITH LAMINATE TOPS. WEIGHT CAPACITY IS 250 LBS. PER SEAT.

## BELLO

DESIGN: IDI

**52012L**  
30° INSIDE SEAT LEFT ARM  
WITH METAL LEGS



TEXTILE LIST PRICE

COM	COL	G 1	G 2	G 3	G 4	G 5	G 6	G 7	G 8	G 9	G 10	G 11
1995	2095	1995	2095	2195	2295	2395	2495	2595	2795	2995	3190	3390

W 26.5-41 D 32.5 H 30 SH 19 AH 5-12 (INCHES) COM (YDS) 5 COL (SQ FT) 100

ORDER OPTIONS: MINI-TAP POWER, POWDER-COAT LEGS, GANGING CONNECTOR

*TABLET AVAILABLE ON ARMLESS SIDE*

**52020**  
30° INSIDE SEAT ARMLESS  
WITH METAL LEGS



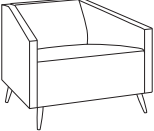
1765	1835	1765	1835	1905	1975	2045	2115	2185	2325	2465	2605	2745
------	------	------	------	------	------	------	------	------	------	------	------	------

W 23.5-27.5 D 32.5 H 30 SH 19 (INCHES) COM (YDS) 3.75 COL (SQ FT) 75

ORDER OPTIONS: MINI-TAP POWER, POWDER-COAT LEGS, GANGING CONNECTOR

*TABLET AVAILABLE ON EITHER SIDE*

**52013**  
30° OUTSIDE SEAT CLUB CHAIR  
WITH METAL LEGS




2160	2280	2160	2280	2400	2520	2640	2760	2880	3120	3360	3600	3840
------	------	------	------	------	------	------	------	------	------	------	------	------

W 44-29.5 D 32.5 H 30 SH 19 AH 5-12 (INCHES) COM (YDS) 5.25 COL (SQ FT) 105

ORDER OPTIONS: POWDER-COAT LEGS, GANGING CONNECTOR

*TABLET NOT AVAILABLE*

**52013R**  
30° OUTSIDE SEAT RIGHT ARM  
WITH METAL LEGS



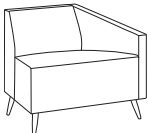
1995	2095	1995	2095	2195	2295	2395	2495	2595	2795	2995	3190	3390
------	------	------	------	------	------	------	------	------	------	------	------	------

W 41-26.5 D 32.5 H 30 SH 19 AH 5-12 (INCHES) COM (YDS) 4.5 COL (SQ FT) 90

ORDER OPTIONS: MINI-TAP POWER, POWDER-COAT LEGS, GANGING CONNECTOR

*TABLET AVAILABLE ON ARMLESS SIDE*

**52013L**  
30° OUTSIDE SEAT LEFT ARM  
WITH METAL LEGS



1995	2095	1995	2095	2195	2295	2395	2495	2595	2795	2995	3190	3390
------	------	------	------	------	------	------	------	------	------	------	------	------

W 41-26.5 D 32.5 H 30 SH 19 AH 5-12 (INCHES) COM (YDS) 4.5 COL (SQ FT) 90

ORDER OPTIONS: MINI-TAP POWER, POWDER-COAT LEGS, GANGING CONNECTOR

*TABLET AVAILABLE ON ARMLESS SIDE*

**52030**  
30° OUTSIDE SEAT ARMLESS  
WITH METAL LEGS



1765	1835	1765	1835	1905	1975	2045	2115	2185	2325	2465	2605	2745
------	------	------	------	------	------	------	------	------	------	------	------	------

W 37.5-23.5 D 32.5 H 30 SH 19 (INCHES) COM (YDS) 3.25 COL (SQ FT) 65

ORDER OPTIONS: MINI-TAP POWER, POWDER-COAT LEGS, GANGING CONNECTOR

*TABLET AVAILABLE ON EITHER SIDE*

# COLLABORATIVE LOUNGE, BENCHES AND TABLES

CLICK FOR : [CONSTRUCTION DETAILS](#), [SURFACES](#), [TEXTILES](#), [GRADED-IN TEXTILE DATA BASE](#), [WARRANTY](#), [FREIGHT](#)

SEATING AND TABLES ARE AVAILABLE WITH A CHOICE OF THREE STANDARD POWDER-COAT METAL LEG FINISHES. PREMIUM POWDER-COAT FINISHES ARE AVAILABLE FOR UPCHARGE. TABLES ARE AVAILABLE WITH LAMINATE TOPS. WEIGHT CAPACITY IS 250 LBS. PER SEAT.


## BELLO

DESIGN: IDI

TEXTILE LIST PRICE

### 52120

30° INSIDE SEAT ARMLESS WITH METAL LEGS AND PRIVACY BACK PANEL



COM	COL	G 1	G 2	G 3	G 4	G 5	G 6	G 7	G 8	G 9	G 10	G 11
2410	2540	2410	2540	2660	2790	2915	3045	3170	3425	3670	3930	4180


W 23.5-37.5 D 32.5 H 52.5 SH 19 (INCHES) COM (YDS) 3.75 COL (SQ FT) 75 COM (YDS) PANEL 3.00

ORDER OPTIONS: MINI-TAP POWER, POWDER-COAT LEGS, GANGING CONNECTOR

TABLET AVAILABLE ON EITHER SIDE

### 52130

30° OUTSIDE SEAT ARMLESS WITH METAL LEGS AND PRIVACY BACK PANEL



2350	2445	2350	2445	2540	2635	2730	2830	2925	3120	3310	3500	3695
------	------	------	------	------	------	------	------	------	------	------	------	------


W 37.5-23.5 D 32.5 H 52.5 SH 19 (INCHES) COM (YDS) 3.25 COL (SQ FT) 65 COM (YDS) PANEL 1.75

ORDER OPTIONS: MINI-TAP POWER, POWDER-COAT LEGS, GANGING CONNECTOR

TABLET AVAILABLE ON EITHER SIDE

### 52110

STRAIGHT SEAT ARMLESS WITH METAL LEGS AND PRIVACY BACK PANEL



2350	2445	2350	2445	2540	2635	2730	2830	2925	3120	3310	3500	3695
------	------	------	------	------	------	------	------	------	------	------	------	------

W 24 D 28 H 52.5 SH 19 (INCHES) COM (YDS) 3 COL (SQ FT) 60 COM (YDS) PANEL 2

ORDER OPTIONS: MINI-TAP POWER, POWDER-COAT LEGS, GANGING CONNECTOR

TABLET AVAILABLE ON EITHER SIDE

### 52014

STRAIGHT BENCH WITH METAL LEGS



1175	1210	1175	1210	1245	1280	1315	1350	1385	1450	1520	1590	1660
------	------	------	------	------	------	------	------	------	------	------	------	------

W 24.5 D 29 H 19 (INCHES) COM (YDS) 2 COL (SQ FT) 40

ORDER OPTIONS: MINI-TAP POWER, POWDER-COAT LEGS, GANGING CONNECTOR

TABLET AVAILABLE ON EITHER SIDE

# COLLABORATIVE LOUNGE, BENCHES AND TABLES

CLICK FOR : [CONSTRUCTION DETAILS](#), [SURFACES](#), [TEXTILES](#), [GRADED-IN TEXTILE DATA BASE](#), [WARRANTY](#), [FREIGHT](#)

SEATING AND TABLES ARE AVAILABLE WITH A CHOICE OF THREE STANDARD POWDER-COAT METAL LEG FINISHES. PREMIUM POWDER-COAT FINISHES ARE AVAILABLE FOR UPCHARGE. TABLES ARE AVAILABLE WITH LAMINATE TOPS. WEIGHT CAPACITY IS 250 LBS. PER SEAT.

## BELLO

TEXTILE LIST PRICE

### 52015-IT

30° INSIDE TURN BENCH WITH METAL LEGS



COM	COL	G 1	G 2	G 3	G 4	G 5	G 6	G 7	G 8	G 9	G 10	G 11
1315	1360	1315	1360	1405	1450	1495	1540	1590	1680	1770	1855	1950

W 24.75-38 D 29 H 19 (INCHES) COM (YDS) 2.50 COL (SQ FT) 50

ORDER OPTIONS: MINI-TAP POWER, POWDER-COAT LEGS, GANGING CONNECTOR

TABLET AVAILABLE ON EITHER SIDE

### 52015-OT

30° OUTSIDE TURN BENCH WITH METAL LEGS



1315	1360	1315	1360	1405	1450	1495	1540	1590	1680	1770	1855	1950
------	------	------	------	------	------	------	------	------	------	------	------	------

W 24.75-38 D 29 H 19 (INCHES) COM (YDS) 2.50 COL (SQ FT) 50

ORDER OPTIONS: MINI-TAP POWER, POWDER-COAT LEGS, GANGING CONNECTOR

TABLET AVAILABLE ON EITHER SIDE

### 52016-IT

90° INSIDE TURN BENCH WITH METAL LEGS



1535	1595	1535	1595	1655	1715	1775	1835	1895	2015	2135	2255	2375
------	------	------	------	------	------	------	------	------	------	------	------	------

W 24.25-62 D 29 H 19 (INCHES) COM (YDS) 3.25 COL (SQ FT) 65

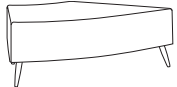
ORDER OPTIONS: MINI-TAP POWER, POWDER-COAT LEGS, GANGING CONNECTOR

TABLET AVAILABLE ON EITHER SIDE

UPHOLSTERY DIRECTION MUST BE SPECIFIED ON CORNER UNITS WHEN PATTERNED FABRICS ARE SPECIFIED. IN THE ABSENCE OF SPECIFIC INSTRUCTIONS, EKO RESERVES THE RIGHT TO UPHOLSTER UNITS AT OUR DISCRETION.

### 52016-OT

90° OUTSIDE TURN BENCH WITH METAL LEGS



1535	1595	1535	1595	1655	1715	1775	1835	1895	2015	2135	2255	2375
------	------	------	------	------	------	------	------	------	------	------	------	------

W 24.25-62 D 29 H 19 (INCHES) COM (YDS) 3.25 COL (SQ FT) 65

ORDER OPTIONS: MINI-TAP POWER, POWDER-COAT LEGS, GANGING CONNECTOR

TABLET AVAILABLE ON EITHER SIDE

UPHOLSTERY DIRECTION MUST BE SPECIFIED ON CORNER UNITS WHEN PATTERNED FABRICS ARE SPECIFIED. IN THE ABSENCE OF SPECIFIC INSTRUCTIONS, EKO RESERVES THE RIGHT TO UPHOLSTER UNITS AT OUR DISCRETION.

### 52040

ROUND OTTOMAN WITH METAL LEGS



1185	1230	1185	1230	1275	1320	1365	1410	1455	1545	1635	1725	1815
------	------	------	------	------	------	------	------	------	------	------	------	------

W 30 D 30 H 19 (INCHES) COM (YDS) 2.75 COL (SQ FT) 55

ORDER OPTIONS: POWDER-COAT LEGS

### 52017

STRAIGHT TABLE WITH METAL LEGS



LAMINATE TOP

1475	1510	1475	1510	1545	1580	1615	1650	1685	1750	1820	1890	1960
------	------	------	------	------	------	------	------	------	------	------	------	------

W 24.5 D 29 H 15.75 (INCHES) COM (YDS) 1.25 COL (SQ FT) 25

ORDER OPTIONS: MINI-TAP POWER, POWDER-COAT LEGS, GANGING CONNECTOR

W - VENEER TOP +\$100 LIST SS - SOLID SURFACE TOP +\$500 LIST

# COLLABORATIVE LOUNGE, BENCHES AND TABLES

CLICK FOR : [CONSTRUCTION DETAILS](#), [SURFACES](#), [TEXTILES](#), [GRADED-IN TEXTILE DATA BASE](#), [WARRANTY](#), [FREIGHT](#)

SEATING AND TABLES ARE AVAILABLE WITH A CHOICE OF THREE STANDARD POWDER-COAT METAL LEG FINISHES. PREMIUM POWDER-COAT FINISHES ARE AVAILABLE FOR UPCHARGE. TABLES ARE AVAILABLE WITH LAMINATE TOPS. WEIGHT CAPACITY IS 250 LBS. PER SEAT.

## BELLO

DESIGN: IDI


**52018**  
30° TABLE  
WITH METAL LEGS




**52019**  
90° TABLE  
WITH METAL LEGS



**52041**  
ROUND TABLE  
WITH METAL LEGS



**52042**  
LARGE ROUND TABLE  
WITH METAL LEGS



### TEXTILE LIST PRICE

	COM	COL	G 1	G 2	G 3	G 4	G 5	G 6	G 7	G 8	G 9	G 10	G 11
LAMINATE TOP	1615	1660	1615	1660	1705	1750	1795	1840	1890	1980	2070	2155	2250
	W 24.75-38 D 29 H 15.75 (INCHES)						COM (YDS) 1.5 COL (SQ FT) 30						
ORDER OPTIONS: MINI-TAP POWER, POWDER-COAT LEGS, GANGING CONNECTOR													
W - VENEER TOP +\$100 LIST				SS - SOLID SURFACE TOP +\$500 LIST									

LAMINATE TOP	1935	1995	1935	1995	2055	2115	2175	2235	2295	2415	2535	2655	2775
	W 24.25-62 D 29 H 15.75 (INCHES)						COM (YDS) 2.25 COL (SQ FT) 45						
ORDER OPTIONS: MINI-TAP POWER, POWDER-COAT LEGS, GANGING CONNECTOR													
W - VENEER TOP +\$100 LIST				SS - SOLID SURFACE TOP +\$1000 LIST									

LAMINATE TOP	1285	1330	1285	1330	1375	1420	1465	1510	1555	1645	1735	1825	1915
	W 30 D 30 H 14 (INCHES)						COM (YDS) 1.25 COL (SQ FT) 25						
ORDER OPTIONS: POWDER-COAT LEGS													
W - VENEER TOP +\$100 LIST				SS - SOLID SURFACE TOP +\$500 LIST									

LAMINATE TOP	1785	1830	1785	1830	1875	1920	1965	2010	2055	2145	2235	2325	2415
	W 46.5 D 46.5 H 14 (INCHES)						COM (YDS) 1.5 COL (SQ FT) 30						
ORDER OPTIONS: POWDER-COAT LEGS													
W - VENEER TOP +\$100 LIST				SS - SOLID SURFACE TOP +\$1,000 LIST									