

# LOUNGE

SINUOUS SPRING SEAT AND BACK SUSPENSION. WEIGHT CAPACITY IS 350 LBS. PER SEAT.


## 2023 NEW LEATHER LIST PRICES AND METAL OPTIONS

### MACHI II

DESIGN: JOHN STAFFORD  
AND CHRIS CARTER

#### TEXTILE LIST PRICE

#### 32381 CLUB CHAIR WITH METAL LEGS



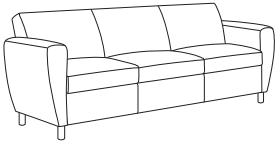
| COM                                     | COL  | G 1  | G 2  | G 3  | G 4  | G 5                            | G 6  | G 7  | G 8  | G 9  | G 10 | G 11 |
|---|------|------|------|------|------|--------------------------------|------|------|------|------|------|------|
| 1695                                    | 1960 | 1695 | 1850 | 1960 | 2070 | 2180                           | 2290 | 2400 | 2620 | 2840 | 3060 | 3280 |
| W 33 D 32 H 32.5 SH 17.25 AH 8 (INCHES) |      |      |      |      |      | COM (YDS) 5.25 COL (SQ FT) 105 |      |      |      |      |      |      |
| LEATHER PRICE                           |      | L 1  | L 2  | L 3  |      |                                |      |      |      |      |      |      |
|   |      | 3500 | 3700 | 3820 |      |                                |      |      |      |      |      |      |

#### 32382 LOVESEAT WITH METAL LEGS



| COM                                       | COL  | G 1  | G 2  | G 3  | G 4  | G 5                          | G 6  | G 7  | G 8  | G 9  | G 10 | G 11 |
|---|------|------|------|------|------|------------------------------|------|------|------|------|------|------|
| 2805                                      | 3105 | 2805 | 2955 | 3105 | 3255 | 3405                         | 3555 | 3705 | 4005 | 4320 | 4623 | 4910 |
| W 56.5 D 32 H 32.5 SH 17.25 AH 8 (INCHES) |      |      |      |      |      | COM (YDS) 7 COL (SQ FT) 1450 |      |      |      |      |      |      |
| LEATHER PRICE                             |      | L 1  | L 2  | L 3  |      |                              |      |      |      |      |      |      |
|   |      | 5220 | 5470 | 5590 |      |                              |      |      |      |      |      |      |

#### 32383 SOFA WITH METAL LEGS



| COM                                       | COL  | G 1  | G 2  | G 3  | G 4  | G 5                         | G 6  | G 7  | G 8  | G 9  | G 10 | G 11 |
|---|------|------|------|------|------|-----------------------------|------|------|------|------|------|------|
| 3695                                      | 4055 | 3695 | 3875 | 4055 | 4240 | 4430                        | 4605 | 4785 | 5150 | 5515 | 5880 | 6250 |
| W 78.5 D 32 H 32.5 SH 17.25 AH 8 (INCHES) |      |      |      |      |      | COM (YDS) 9 COL (SQ FT) 180 |      |      |      |      |      |      |
| LEATHER PRICE                             |      | L 1  | L 2  | L 3  |      |                             |      |      |      |      |      |      |
|   |      | 6880 | 7180 | 7400 |      |                             |      |      |      |      |      |      |

#### OPTIONS

| Leg Option   | Mini-Tap Power  | Fabric/Grade   | Tablet Options  |
|--|---|--|---|
| <b>ML - Standard Metal Legs \$0</b><br>PC4 Silver<br>PC20 Flat Black<br><br><b>FC \$200</b><br>Front Caster, Rear Handle<br>Metal Back Leg<br><br><b>WL - Wood Legs \$100</b><br>Select Wood Finish<br><br><b>AC \$200</b><br>4 Casters, Rear handle<br><br><b>Clean Out Seat Option</b><br>-- No Selection<br><b>CO \$100</b><br>Clean Out Seat | -- No Selection<br><b>MT/WHT/-R \$400</b><br>White Unit, Right Sitting Ottoman Area<br><b>MT/WHT/-L \$400</b><br>White Unit, Left Sitting Ottoman Area<br><b>MT/WHT/-C \$400</b><br>White Unit, Center Ottoman Area<br>(for loveseat and sofa models)<br><br><b>MT/BLK/-R \$400</b><br>Black Unit, Right Sitting Ottoman Area<br><b>MT/BLK/-L \$400</b><br>Black Unit, Left Sitting Ottoman Area<br><b>MT/BLK/-C \$400</b><br>Black Unit, Center Ottoman Area<br>(for loveseat and sofa models) | <b>Upholstery Selection (Seat)</b><br>Select from standards or COM<br><br><b>Upholstery Selection (Remainder)</b><br>Select from standards or COM<br><br><b>Higher of the 2 Grades</b><br>This option must be selected to calculate pricing.<br>Ex: G1 seat selection with G2 Remainder selection,<br>select G2 in higher of the 2 grades.<br><br><b>MFD-2 (multifabric) \$100</b><br>Combine two COM/COV/COL<br>or fabrics in same grade<br><br><b>MFD-3 (multifabric) \$125</b><br>Combine three COM/COV/COL<br>or fabrics in same grade | -- No Selection<br><b>(STD swivel 360 tablet options)</b><br><b>OWR-MC \$400</b><br>Maple Veneer Oval Tablet, Right Handed<br><b>OWL-MC \$400</b><br>Maple Veneer Oval Tablet, Left Handed<br>*Select Wood Finish For Tablet<br><br><b>OLR-MC \$400</b><br>Laminate Oval Tablet, Right Handed<br><b>OLL-MC \$400</b><br>Laminate Oval Tablet, Left Handed<br>*Select Laminte For Tablet<br><br><b>Heavy Duty Option, holds 250 lbs.</b><br>--No Selection<br><b>HD \$250</b><br>Heavy Duty Tablet Upgrade |

#### HOW TO ORDER

SPECIFY: Metal Paint Option | Mini-Tap Power Option (if applicable) | Caster Option (if applicable) | Fabric/Grade | Tablet (if applicable)

#### MODEL NUMBER

32381

| Leg Option      | Mini-Tap Power | Fabric/Grade  | Tablet     |
|-----------------|----------------|---|------------|
| ML - PC4 Silver | MT/WHT/-R      | Seat: G1 Dillon Black, Remainder G2 Purl Azure, Higher of the 2 Grades = G2 | OWR-MC/W21 |

# LOUNGE

SINUOUS SPRING SEAT AND BACK SUSPENSION. WEIGHT CAPACITY IS 350 LBS. PER SEAT.

2023 ALL NEW LIST PRICES AND METAL OPTIONS - POLYURETHANE CAPS DISCONTINUED

## MACHI II

DESIGN: JOHN STAFFORD AND CHRIS CARTER

**32481**

CLUB CHAIR WITH METAL LEGS WITH SOLID SURFACE CAPS



TEXTILE LIST PRICE

| COM  | COL  | G 1  | G 2  | G 3  | G 4  | G 5  | G 6  | G 7  | G 8  | G 9  | G 10 | G 11 |
|------|------|------|------|------|------|------|------|------|------|------|------|------|
| 1995 | 2260 | 1995 | 2150 | 2260 | 2370 | 2480 | 2590 | 2700 | 2920 | 3140 | 3360 | 3580 |

W 33 D 32 H 32.5 SH 17.25 AH 8.5 (INCHES)

COM (YDS) 5.25 COL (SQ FT) 105

LEATHER PRICE

| 1    | 2    | 3    |
|------|------|------|
| 3800 | 4000 | 4120 |

| COM | COL | G 1 | G 2 | G 3 | G 4 | G 5 | G 6 | G 7 | G 8 | G 9 | G 10 | G 11 |
|-----|-----|-----|-----|-----|-----|-----|-----|-----|-----|-----|------|------|
|-----|-----|-----|-----|-----|-----|-----|-----|-----|-----|-----|------|------|

**32482**

LOVESEAT WITH METAL LEGS WITH SOLID SURFACE CAPS



|      |      |      |      |      |      |      |      |      |      |      |      |      |
|------|------|------|------|------|------|------|------|------|------|------|------|------|
| 3105 | 3405 | 3105 | 3255 | 3405 | 3555 | 3705 | 3855 | 4005 | 4305 | 4620 | 4923 | 5210 |
|------|------|------|------|------|------|------|------|------|------|------|------|------|

W 56.5 D 32 H 32.5 SH 17.25 AH 8.5 (INCHES)

COM (YDS) 7 COL (SQ FT) 140

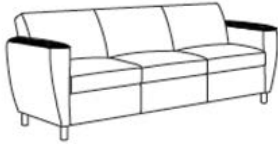
LEATHER PRICE

| 1    | 2    | 3    |
|------|------|------|
| 5520 | 5770 | 5890 |

| COM | COL | G 1 | G 2 | G 3 | G 4 | G 5 | G 6 | G 7 | G 8 | G 9 | G 10 | G 11 |
|-----|-----|-----|-----|-----|-----|-----|-----|-----|-----|-----|------|------|
|-----|-----|-----|-----|-----|-----|-----|-----|-----|-----|-----|------|------|

**32483**

SOFA WITH METAL LEGS WITH SOLID SURFACE CAPS



|      |      |      |      |      |      |      |      |      |      |      |      |      |
|------|------|------|------|------|------|------|------|------|------|------|------|------|
| 3995 | 4355 | 3995 | 4175 | 4355 | 4540 | 4730 | 4905 | 5085 | 5450 | 5815 | 6180 | 6550 |
|------|------|------|------|------|------|------|------|------|------|------|------|------|

W 78.5 D 32 H 32.5 SH 17.25 AH 8.5 (INCHES)

COM (YDS) 9 COL (SQ FT) 180

LEATHER PRICE

| 1    | 2    | 3    |
|------|------|------|
| 7180 | 7480 | 7700 |

### OPTIONS

| Leg Option   | Arm Cap Option  | Fabric/Grade   |
|--|---|--|
| <b>ML - Standard Metal Legs \$0</b><br>PC4 Silver<br>PC20 Flat Black<br><br><b>FC \$200</b><br>Front Caster, Rear Handle<br>Metal Back Leg<br><br><b>WL - Wood Legs \$100</b><br>Select Wood Finish<br><br><b>AC \$200</b><br>4 Casters, Rear handle | <b>SSC \$0</b><br>ON095 Onyx<br>SP011 Pearl<br>BW010 Bright White<br><br><b>Mini-Tap Power</b><br>-- No Selection<br><b>MT/WHT-R \$400</b><br>White Unit, Right Sitting Ottoman Area<br><b>MT/WHT-L \$400</b><br>White Unit, Left Sitting Ottoman Area<br><b>MT/WHT-C \$400</b><br>White Unit, Center Ottoman Area<br>(for loveseat and sofa models)<br><br><b>MT/BLK-R \$400</b><br>Black Unit, Right Sitting Ottoman Area<br><b>MT/BLK-L \$400</b><br>Black Unit, Left Sitting Ottoman Area<br><b>MT/BLK-C \$400</b><br>Black Unit, Center Ottoman Area<br>(for loveseat and sofa models) | <b>Upholstery Selection (Seat)</b><br>Select from standards or COM<br><br><b>Upholstery Selection (Remainder)</b><br>Select from standards or COM<br><br><b>Higher of the 2 Grades</b><br>This option must be selected to calculate pricing.<br>Ex: G1 seat selection with G2 Remainder selection,<br>select G2 in higher of the 2 grades.<br><br><b>MFD-2 (multifabric) \$100</b><br>Combine two COM/COV/COL<br>or fabrics in same grade<br><br><b>MFD-3 (multifabric) \$125</b><br>Combine three COM/COV/COL<br>or fabrics in same grade |
| <b>Clean Out Seat Option</b><br>-- No Selection<br><b>CO \$100</b><br>Clean Out Seat   |   |  |

### HOW TO ORDER

SPECIFY: Metal Paint Option | Mini-Tap Power Option (if applicable) | Caster Option (if applicable) | Fabric/Grade | Tablet (if applicable)

### MODEL NUMBER

32483

| Metal Paint Option | Arm Cap Option | Power Option | Fabric/Grade  |
|--------------------|----------------|--------------|---|
| PC4 Silver         | ON095 Onyx     | MT/WHT-R     | Seat: G1 Dillon Black, Remainder G2 Purl Azure, Higher of the 2 Grades = G2 |