

# COLLABORATIVE LOUNGE, BENCHES AND TABLES

SINUOUS SPRING SEAT CONSTRUCTION. WEIGHT CAPACITY IS 350 LBS. PER SEAT.

2023 NEW LEATHER LIST PRICES AND METAL OPTIONS - FLIP DOWN OPTION DELETED

## MOD

DESIGN: IDI

TEXTILE LIST PRICE

### MOD71SM

METAL LEGS

COM	COL	G 1	G 2	G 3	G 4	G 5	G 6	G 7	G 8	G 9	G 10	G 11
1815	2280	1815	2190	2280	2370	2505	2610	2740	2990	3160	3390	3530

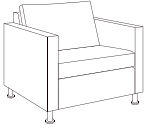
### MOD71SW

WOOD LEGS

1690	2160	1690	2070	2160	2285	2385	2495	2615	2870	3040	3270	3410
------	------	------	------	------	------	------	------	------	------	------	------	------

CLUB CHAIR WITH PLAIN SEAT/BACK

W 34.5 D 31.5 H 32 SH 17.75 AH 7.5 (INCHES) COM (YDS) 5.75 COL (SQ FT) 115



LEATHER PRICE

G 1	G 2	G 3
3810	4050	4180

LEATHER PRICE

G 1	G 2	G 3
3930	4170	4300

COM

COL

G 1

G 2

G 3

G 4

G 5

G 6

G 7

G 8

G 9

G 10

G 11

### MOD72SM

METAL LEGS

2850	3565	2850	3430	3565	3760	3920	4075	4270	4660	4855	5180	5380
------	------	------	------	------	------	------	------	------	------	------	------	------

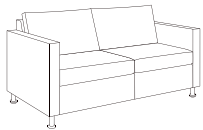
### MOD72SW

WOOD LEGS

2730	3445	2730	3310	3445	3640	3800	3960	4155	4540	4740	5060	5270
------	------	------	------	------	------	------	------	------	------	------	------	------

LOVESEAT WITH PLAIN SEAT/BACK

W 61.5 D 31.5 H 32 SH 17.75 AH 7.5 (INCHES) COM (YDS) 8.5 COL (SQ FT) 170



LEATHER PRICE

G 1	G 2	G 3
5350	5550	5700

LEATHER PRICE

G 1	G 2	G 3
5470	5670	5820

COM

COL

G 1

G 2

G 3

G 4

G 5

G 6

G 7

G 8

G 9

G 10

G 11

### MOD73SM

METAL LEGS

3510	4330	3510	4160	4330	4575	4770	4960	5205	5685	6075	6490	6775
------	------	------	------	------	------	------	------	------	------	------	------	------

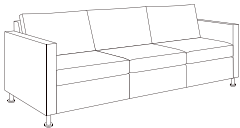
### MOD73SW

WOOD LEGS

3390	4205	3390	4035	4205	4450	4655	4840	5085	5565	5960	6375	6660
------	------	------	------	------	------	------	------	------	------	------	------	------

SOFA WITH PLAIN SEAT/BACK

W 88.5 D 31.5 H 32 SH 17.75 AH 7.5 (INCHES) COM (YDS) 11.25 COL (SQ FT) 225



LEATHER PRICE

G 1	G 2	G 3
7150	7540	7800

LEATHER PRICE

G 1	G 2	G 3
7350	7660	7920

COM

COL

G 1

G 2

G 3

G 4

G 5

G 6

G 7

G 8

G 9

G 10

G 11

### OPTIONS

Leg Option	Mini-Tap Power	Fabric/Grade	Tablet Options
<b>ML - Standard Metal Legs \$0</b> PC4 Silver PC20 Flat Black  <b>WL - Standard Wood Legs \$0</b> Select Wood Finish	<b>-- No Selection</b> <b>MT/WHT-R \$400</b> White Unit, Right Sitting Ottoman Area <b>MT/WHT-L \$400</b> White Unit, Left Sitting Ottoman Area <b>MT/WHT-C \$400</b> White Unit, Center Ottoman Area (for loveseat and sofa models)  <b>MT/BLK-R \$400</b> Black Unit, Right Sitting Ottoman Area <b>MT/BLK-L \$400</b> Black Unit, Left Sitting Ottoman Area <b>MT/BLK-C \$400</b> Black Unit, Center Ottoman Area (for loveseat and sofa models)	<b>Upholstery Selection (Seat)</b> Select from standards or COM  <b>Upholstery Selection (Remainder)</b> Select from standards or COM  <b>Higher of the 2 Grades</b> This option must be selected to calculate pricing. Ex: G1 seat selection with G2 Remainder selection, select G2 in higher of the 2 grades.  <b>MFD-2 (multifabric) \$100</b> Combine two COM/COV/COL or fabrics in same grade  <b>MFD-3 (multifabric) \$125</b> Combine three COM/COV/COL or fabrics in same grade	<b>-- No Selection (STD swivel 360 tablet options)</b> <b>OWR-MD \$400</b> Maple Veneer Oval Tablet, Right Handed <b>OWL-MD \$400</b> Maple Veneer Oval Tablet, Left Handed *Select Wood Finish For Tablet  <b>OLR-MD \$400</b> Laminate Oval Tablet, Right Handed <b>OLL-MD \$400</b> Laminate Oval Tablet, Left Handed *Select Laminte For Tablet  <b>Heavy Duty Option, holds 250 lbs.</b> <b>--No Selection</b> <b>HD \$250</b> Heavy Duty Tablet Upgrade
<b>Caster Option</b> <b>--No Selection</b> <b>AC \$200</b> 4 Casters, Rear handle	<b>Clean Out Seat Option</b> <b>-- No Selection</b> <b>CO \$100</b> Clean Out Seat		

### HOW TO ORDER

SPECIFY: Metal Paint Option | Mini-Tap Power Option (if applicable) | Caster Option (if applicable) | Fabric/Grade | Tablet (if applicable)

### MODEL NUMBER

MOD 71SM

Leg Option	Mini-Tap Power	Fabric/Grade	Tablet
ML - PC4 Silver	MT/WHT-R	Seat: G1 Dillon Black, Remainder G2 Purl Azure, Higher of the 2 Grades = G2	OLR-MD/D91 Slate Grey

# COLLABORATIVE LOUNGE, BENCHES AND TABLES


SINUOUS SPRING SEAT CONSTRUCTION. WEIGHT CAPACITY IS 350 LBS. PER SEAT.

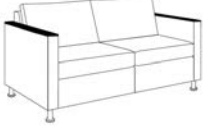
2023 ALL NEW LIST PRICES AND METAL OPTIONS - POLYURETHANE CAPS DISCONTINUED

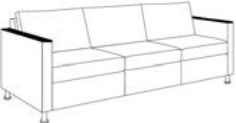
## MOD

DESIGN: IDI

TEXTILE LIST PRICE

		COM	COL	G 1	G 2	G 3	G 4	G 5	G 6	G 7	G 8	G 9	G 10	G 11	
<b>MOD741SM</b>	METAL LEGS	2115	2580	2115	2490	2580	2705	2805	2910	3035	3290	3460	3690	3830	
<b>MOD741SW</b>	WOOD LEGS	1990	2460	1990	2365	2460	2585	2685	2795	2915	3170	3340	3570	3710	
CLUB, PLAIN SEAT/BACK, SOLID SURFACE CAP		W 34.5 D 31.5 H 32 SH 17.75 AH 7.5 (INCHES)						COM (YDS) 5.75 COL (SQ FT) 115							
		LEATHER PRICE			L 1	L 2	L 3	LEATHER PRICE			L 1	L 2	L 3		
		MOD 741 SW			4110	4350	4480	MOD 741 SM			4230	4470	4600		
		COM	COL	G 1	G 2	G 3	G 4	G 5	G 6	G 7	G 8	G 9	G 10	G 11	

<b>MOD742SM</b>	METAL LEGS	3150	3860	3150	3730	3860	4060	4220	4375	4570	4960	5155	5480	5690	
<b>MOD742SW</b>	WOOD LEGS	3030	3745	3030	3610	3745	3940	4100	4260	4455	4840	5035	5360	5570	
LOVESEAT PLAIN SEAT/BACK, SOLID SURFACE CAP		W 61.5 D 31.5 H 32 SH 17.75 AH 7.5 (INCHES)						COM (YDS) 8.5 COL (SQ FT) 170							
		LEATHER PRICE			L 1	L 2	L 3	LEATHER PRICE			L 1	L 2	L 3		
		MOD 742 SW			5650	5850	6000	MOD 742 SM			5770	5970	6120		
		COM	COL	G 1	G 2	G 3	G 4	G 5	G 6	G 7	G 8	G 9	G 10	G 11	

<b>MOD743SM</b>	METAL LEGS	3810	4625	3810	4460	4625	4875	5070	5260	5505	5985	6375	6790	7075	
<b>MOD743SW</b>	WOOD LEGS	3690	4505	3690	4335	4505	4750	4955	5140	5385	5875	6255	6675	6955	
SOFA PLAIN SEAT/BACK, SOLID SURFACE CAP		W 88.5 D 31.5 H 32 SH 17.75 AH 7.5 (INCHES)						COM (YDS) 11.25 COL (SQ FT) 225							
		LEATHER PRICE			L 1	L 2	L 3	LEATHER PRICE			L 1	L 2	L 3		
		MOD 743 SW			7450	7840	8100	MOD 743SM			7650	7960	8220		
		COM	COL	G 1	G 2	G 3	G 4	G 5	G 6	G 7	G 8	G 9	G 10	G 11	

### OPTIONS

Leg Option	Mini-Tap Power	Arm Cap Option	Fabric/Grade
<b>ML - Standard Metal Legs \$0</b> PC4 Silver PC20 Flat Black  <b>WL - Standard Wood Legs \$0</b> Select Wood Finish	<b>-- No Selection</b> <b>MT/WHT-R \$400</b> White Unit, Right Sitting Ottoman Area <b>MT/WHT-L \$400</b> White Unit, Left Sitting Ottoman Area <b>MT/WHT-C \$400</b> White Unit, Center Ottoman Area (for loveseat and sofa models)  <b>MT/BLK-R \$400</b> Black Unit, Right Sitting Ottoman Area <b>MT/BLK-L \$400</b> Black Unit, Left Sitting Ottoman Area <b>MT/BLK-C \$400</b> Black Unit, Center Ottoman Area (for loveseat and sofa models)	<b>SSC \$0</b> ON095 Onyx SP011 Pearl BW010 Bright White	<b>Upholstery Selection (Seat)</b> Select from standards or COM  <b>Upholstery Selection (Remainder)</b> Select from standards or COM  <b>Higher of the 2 Grades</b> This option must be selected to calculate pricing. Ex: G1 seat selection with G2 Remainder selection, select G2 in higher of the 2 grades.  <b>MFD-2 (multifabric) \$100</b> Combine two COM/COV/COL or fabrics in same grade  <b>MFD-3 (multifabric) \$125</b> Combine three COM/COV/COL or fabrics in same grade
<b>Caster Option</b> <b>--No Selection</b> <b>AC \$200</b> 4 Casters, Rear handle	<b>Clean Out Seat Option</b> <b>-- No Selection</b> <b>CO \$100</b> Clean Out Seat		

### HOW TO ORDER

SPECIFY: Metal Paint Option | Mini-Tap Power Option (if applicable) | Caster Option (if applicable) | Fabric/Grade | Tablet (if applicable)

### MODEL NUMBER

MOD743SM

Metal Paint Option	Arm Cap Option	Mini-Tap	Fabric/Grade
ML - PC4 Silver	ON095 Onyx	MT/WHT-C	Seat: G1 Dillon Black, Remainder G2 Purl Azure, Higher of the 2 Grades = G2

# COLLABORATIVE LOUNGE, BENCHES AND TABLES

SINUOUS SPRING SEAT CONSTRUCTION. WEIGHT CAPACITY IS 350 LBS. PER SEAT.

2023 NEW LEATHER LIST PRICES AND METAL OPTIONS - FLIP DOWN OPTION DELETED

## MOD

DESIGN: IDI

TEXTILE LIST PRICE

### MOD81TM

METAL LEGS

COM	COL	G 1	G 2	G 3	G 4	G 5	G 6	G 7	G 8	G 9	G 10	G 11
1815	2280	1815	2190	2280	2405	2505	2620	2740	2990	3160	3390	3530

### MOD81TW

WOOD LEGS

1690	2160	1690	2070	2160	2285	2385	2495	2615	2870	3040	3270	3410
------	------	------	------	------	------	------	------	------	------	------	------	------

CHAIR WITH SEWN TUFT SEAT/BACK

W 34.5 D 31.5 H 32 SH 17.75 AH 7.5 (INCHES) COM (YDS) 5.75 COL (SQ FT) 115

LEATHER PRICE

G 1	G 2	G 3
3810	4050	4180

LEATHER PRICE

G 1	G 2	G 3
3930	4170	4300

COM	COL	G 1	G 2	G 3	G 4	G 5	G 6	G 7	G 8	G 9	G 10	G 11
-----	-----	-----	-----	-----	-----	-----	-----	-----	-----	-----	------	------

### MOD82TM

METAL LEGS

2850	3565	2850	3430	3565	3765	3930	4080	4275	4670	4860	5185	5395
------	------	------	------	------	------	------	------	------	------	------	------	------

### MOD82TW

WOOD LEGS

2730	3640	2730	3310	3445	3640	3800	3960	4155	4540	4740	5060	5270
------	------	------	------	------	------	------	------	------	------	------	------	------

LOVESEAT WITH SEWN TUFT SEAT/BACK

W 61.5 D 31.5 H 32 SH 17.75 AH 7.5 (INCHES) COM (YDS) 8.5 COL (SQ FT) 170

LEATHER PRICE

G 1	G 2	G 3
5350	5550	5700

LEATHER PRICE

G 1	G 2	G 3
5470	5670	5820

COM	COL	G 1	G 2	G 3	G 4	G 5	G 6	G 7	G 8	G 9	G 10	G 11
-----	-----	-----	-----	-----	-----	-----	-----	-----	-----	-----	------	------

### MOD83TM

METAL LEGS

3510	4330	3510	4160	4330	4575	4770	4960	5205	5685	6080	6490	6780
------	------	------	------	------	------	------	------	------	------	------	------	------

### MOD83TW

WOOD LEGS

3390	4205	3390	4035	4205	4450	4655	4840	5090	5565	5960	6375	6660
------	------	------	------	------	------	------	------	------	------	------	------	------

SOFA WITH SEWN TUFT SEAT/BACK

W 88.5 D 31.5 H 32 SH 17.75 AH 7.5 (INCHES) COM (YDS) 11.25 COL (SQ FT) 225

LEATHER PRICE

G 1	G 2	G 3
7150	7540	7800

LEATHER PRICE

G 1	G 2	G 3
7350	7660	7920

OPTIONS			
<b>Leg Option</b> <b>ML - Standard Metal Legs \$0</b> PC4 Silver PC20 Flat Black  <b>WL - Standard Wood Legs \$0</b> Select Wood Finish	<b>Mini-Tap Power</b> -- No Selection <b>MT/WHT-R \$400</b> White Unit, Right Sitting Ottoman Area <b>MT/WHT-L \$400</b> White Unit, Left Sitting Ottoman Area <b>MT/WHT-C \$400</b> White Unit, Center Ottoman Area (for loveseat and sofa models)  <b>MT/BLK-R \$400</b> Black Unit, Right Sitting Ottoman Area <b>MT/BLK-L \$400</b> Black Unit, Left Sitting Ottoman Area <b>MT/BLK-C \$400</b> Black Unit, Center Ottoman Area (for loveseat and sofa models)	<b>Fabric/Grade</b>  <b>Upholstery Selection (Seat)</b> Select from standards or COM  <b>Upholstery Selection (Remainder)</b> Select from standards or COM  <b>Higher of the 2 Grades</b> This option must be selected to calculate pricing. Ex: G1 seat selection with G2 Remainder selection, select G2 in higher of the 2 grades.  <b>MFD-2 (multifabric) \$100</b> Combine two COM/COV/COL or fabrics in same grade  <b>MFD-3 (multifabric) \$125</b> Combine three COM/COV/COL or fabrics in same grade	<b>Tablet Options</b>  -- No Selection <b>(STD swivel 360 tablet options)</b> <b>OWR-MD \$400</b> Maple Veneer Oval Tablet, Right Handed <b>OWL-MD \$400</b> Maple Veneer Oval Tablet, Left Handed *Select Wood Finish For Tablet  <b>OLR-MD \$400</b> Laminate Oval Tablet, Right Handed <b>OLL-MD \$400</b> Laminate Oval Tablet, Left Handed *Select Laminte For Tablet  <b>Heavy Duty Option, holds 250 lbs.</b> --No Selection <b>HD \$250</b> Heavy Duty Tablet Upgrade
<b>Caster Option</b> --No Selection <b>AC \$200</b> 4 Casters, Rear handle	<b>Clean Out Seat Option</b> -- No Selection <b>CO \$100</b> Clean Out Seat		

#### HOW TO ORDER

SPECIFY: Metal Paint Option | Mini-Tap Power Option (if applicable) | Caster Option (if applicable) | Fabric/Grade | Tablet (if applicable)

#### MODEL NUMBER

MOD 81TM

Leg Option	Mini-Tap Power	Fabric/Grade	Tablet
ML - PC4 Silver	MT/WHT-R	Seat: G1 Dillon Black, Remainder G2 Purl Azure, Higher of the 2 Grades = G2	OLR-MD/D91 Slate Grey

# COLLABORATIVE LOUNGE, BENCHES AND TABLES


SINUOUS SPRING SEAT CONSTRUCTION. WEIGHT CAPACITY IS 350 LBS. PER SEAT.


2023 ALL NEW LIST PRICES AND METAL OPTIONS - POLYURETHANE CAPS DISCONTINUED


## MOD

DESIGN: IDI

TEXTILE LIST PRICE

		COM	COL	G 1	G 2	G 3	G 4	G 5	G 6	G 7	G 8	G 9	G 10	G 11	
<b>MOD841TM</b>	METAL LEGS	2115	2580	2115	2490	2580	2705	2805	2910	3035	3290	3460	3650	3830	
<b>MOD841TW</b>	WOOD LEGS	2000	2460	2000	2370	2460	2585	2690	2795	2915	3170	3340	3570	3710	
CLUB, SEWN TUFT SEAT/BACK SOLID SURFACE CAP		W 34.5 D 31.5 H 32 SH 17.75 AH 7.5 (INCHES)						COM (YDS) 5.75 COL (SQ FT) 115							
		LEATHER PRICE			1	2	3	LEATHER PRICE			1	2	3		
		MOD 841 TW			4110	4350	4480	MOD 841 TM			4230	4470	4600		

		COM	COL	G 1	G 2	G 3	G 4	G 5	G 6	G 7	G 8	G 9	G 10	G 11	
<b>MOD842TM</b>	METAL LEGS	3150	3870	3150	3730	3870	4065	4230	4380	4575	4970	5160	5485	5695	
<b>MOD842TW</b>	WOOD LEGS	3030	3745	3030	3610	3745	3940	4100	4260	4460	4840	5040	5360	5570	
LOVESEAT, SEWN TUFT SEAT/BACK SOLID SURFACE CAP		W 61.5 D 31.5 H 32 SH 17.75 AH 7.5 (INCHES)						COM (YDS) 8.5 COL (SQ FT) 170							
		LEATHER PRICE			1	2	3	LEATHER PRICE			1	2	3		
		MOD 842 TW			5650	5850	6000	MOD 842 TM			5770	5970	6120		

		COM	COL	G 1	G 2	G 3	G 4	G 5	G 6	G 7	G 8	G 9	G 10	G 11	
<b>MOD843TM</b>	METAL LEGS	3810	4630	3810	4460	4630	4875	5070	5260	5505	5985	6375	6790	7070	
<b>MOD843TW</b>	WOOD LEGS	3690	4510	3690	4335	4510	4750	4960	5140	5385	5875	6260	6680	6970	
SOFA, SEWN TUFT SEAT/BACK SOLID SURFACE CAP		W 88.5 D 31.5 H 32 SH 17.75 AH 7.5 (INCHES)						COM (YDS) 11.25 COL (SQ FT) 225							
		LEATHER PRICE			1	2	3	LEATHER PRICE			1	2	3		
		MOD 843 TW			7450	7840	8100	MOD 843 TM			7650	7960	8220		

### OPTIONS

Leg Option	Mini-Tap Power	Arm Cap Option	Fabric/Grade
<b>ML - Standard Metal Legs \$0</b> PC4 Silver PC20 Flat Black  <b>WL - Standard Wood Legs \$0</b> Select Wood Finish	<b>-- No Selection</b> <b>MT/WHT-R \$400</b> White Unit, Right Sitting Ottoman Area <b>MT/WHT-L \$400</b> White Unit, Left Sitting Ottoman Area <b>MT/WHT-C \$400</b> White Unit, Center Ottoman Area (for loveseat and sofa models)  <b>MT/BLK-R \$400</b> Black Unit, Right Sitting Ottoman Area <b>MT/BLK-L \$400</b> Black Unit, Left Sitting Ottoman Area <b>MT/BLK-C \$400</b> Black Unit, Center Ottoman Area (for loveseat and sofa models)	<b>SSC \$0</b> ON095 Onyx SP011 Pearl BW010 Bright White	<b>Upholstery Selection (Seat)</b> Select from standards or COM  <b>Upholstery Selection (Remainder)</b> Select from standards or COM  <b>Higher of the 2 Grades</b> This option must be selected to calculate pricing. Ex: G1 seat selection with G2 Remainder selection, select G2 in higher off the 2 grades.  <b>MFD-2 (multifabric) \$100</b> Combine two COM/COV/COL or fabrics in same grade  <b>MFD-3 (multifabric) \$125</b> Combine three COM/COV/COL or fabrics in same grade
<b>Caster Option</b> <b>--No Selection</b> <b>AC \$200</b> 4 Casters, Rear handle	<b>Clean Out Seat Option</b> <b>-- No Selection</b> <b>CO \$100</b> Clean Out Seat		

### HOW TO ORDER

SPECIFY: Metal Paint Option | Mini-Tap Power Option (if applicable) | Caster Option (if applicable) | Fabric/Grade | Tablet (if applicable)

### MODEL NUMBER

MOD843SM

Metal Paint Option	Arm Cap Option	Mini-Tap	Fabric/Grade
ML - PC4 Silver	ON095 Onyx	MT/WHT-C	Seat: G1 Dillon Black, Remainder G2 Purl Azure, Higher of the 2 Grades = G2

# COLLABORATIVE LOUNGE, BENCHES AND TABLES

SINUOUS SPRING SEAT CONSTRUCTION. WEIGHT CAPACITY IS 350 LBS. PER SEAT.

2023 NEW LEATHER LIST PRICES AND METAL OPTIONS

## MOD

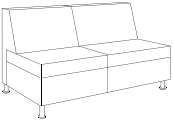
DESIGN: IDI

TEXTILE LIST PRICE

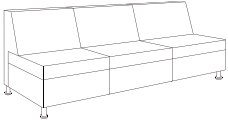
		COM	COL	G 1	G 2	G 3	G 4	G 5	G 6	G 7	G 8	G 9	G 10	G 11
<b>MOD21SM</b>	METAL LEGS	1295	1565	1295	1485	1565	1660	1745	1825	2035	2240	2415	2590	2860
<b>MOD21SW</b>	WOOD LEGS	1140	1415	1140	1330	1415	1510	1600	1680	1890	2095	2270	2445	2710
ARMLESS WITH PLAIN SEAT/BACK		W 28 D 31.5 H 34 SH 17.75 (INCHES)						COM (YDS) 4.25 COL (SQ FT) 85						
		LEATHER PRICE			L 1	L 2	L 3	LEATHER PRICE			L 1	L 2	L 3	
		MOD 21 SW			2800	2950	3050	MOD 21 SM			2950	3100	3200	



		COM	COL	G 1	G 2	G 3	G 4	G 5	G 6	G 7	G 8	G 9	G 10	G 11
<b>MOD22SM</b>	METAL LEGS	2075	2525	2075	2390	2525	2705	2825	2980	3330	3650	3945	4270	4740
<b>MOD22SW</b>	WOOD LEGS	1915	2375	1915	2240	2375	2555	2680	2830	3180	3510	3800	4125	4595
ARMLESS LOVESEAT WITH PLAIN SEAT/BACK		W 54.5 D 31.5 H 34 SH 17.75 (INCHES)						COM (YDS) 7.25 COL (SQ FT) 145						
		LEATHER PRICE			L 1	L 2	L 3	LEATHER PRICE			L 1	L 2	L 3	
		MOD 22 SW			4830	5080	5250	MOD 22 SM			4975	5225	5395	



		COM	COL	G 1	G 2	G 3	G 4	G 5	G 6	G 7	G 8	G 9	G 10	G 11
<b>MOD23SM</b>	METAL LEGS	2630	3095	2630	3095	3280	3520	3720	3920	4420	4920	5330	5745	6390
<b>MOD23SW</b>	WOOD LEGS	2540	3125	2540	2940	3125	3365	3570	3770	4270	4770	5185	5600	6250
ARMLESS SOFA WITH PLAIN SEAT/BACK		W 82 D 31.5 H 34 SH 17.75 (INCHES)						COM (YDS) 10.25 COL (SQ FT) 205						
		LEATHER PRICE			L 1	L 2	L 3	LEATHER PRICE			L 1	L 2	L 3	
		MOD 23 SW			6400	6750	7000	MOD 23 SM			6545	6895	7145	



### OPTIONS

Leg Option	Mini-Tap Power	Fabric/Grade	Tablet Options
<b>ML - Standard Metal Legs \$0</b> PC4 Silver PC20 Flat Black  <b>WL - Standard Wood Legs \$0</b> Select Wood Finish	-- No Selection <b>MT/WHT-R \$400</b> White Unit, Right Sitting Ottoman Area <b>MT/WHT-L \$400</b> White Unit, Left Sitting Ottoman Area <b>MT/WHT-C \$400</b> White Unit, Center Ottoman Area (for loveseat and sofa models)  <b>MT/BLK-R \$400</b> Black Unit, Right Sitting Ottoman Area <b>MT/BLK-L \$400</b> Black Unit, Left Sitting Ottoman Area <b>MT/BLK-C \$400</b> Black Unit, Center Ottoman Area (for loveseat and sofa models)	<b>Upholstery Selection (Seat)</b> Select from standards or COM  <b>Upholstery Selection (Remainder)</b> Select from standards or COM  <b>Higher of the 2 Grades</b> This option must be selected to calculate pricing. Ex: G1 seat selection with G2 Remainder selection, select G2 in higher of the 2 grades.  <b>MFD-2 (multifabric) \$100</b> Combine two COM/COV/COL or fabrics in same grade  <b>MFD-3 (multifabric) \$125</b> Combine three COM/COV/COL or fabrics in same grade	-- No Selection <b>Oval Tablet With Pole (Tablet pole, swivel 360 tablet)</b> <b>OPWR- \$500</b> Maple Veneer Tablet Pole, Oval, Right Handed <b>OPWL- \$500</b> Maple Veneer Tablet Pole, Oval, Left Handed *Select Wood Finish For Tablet and Metal Paint Color For Pole  <b>OPLR- \$500</b> Laminate Tablet Pole, Oval, Right Handed <b>OPLL- \$500</b> Laminate Tablet Pole, Oval, Left Handed *Select Laminate For Tablet and Metal Paint Color For Pole
<b>Caster Option</b> --No Selection <b>AC \$200</b> 4 Casters, Rear handle	<b>Ganging Option</b> --No Selection <b>LC \$85</b> Ganging Connector connects armless sides		

### HOW TO ORDER

SPECIFY: Metal Paint Option | Mini-Tap Power Option (if applicable) | Caster Option (if applicable) | Fabric/Grade | Tablet (if applicable)

### MODEL NUMBER

MOD 22SM

Leg Option	Mini-Tap Power	Fabric/Grade	Tablet
ML - PC4 Silver	MT/WHT-R	Seat: G1 Dillon Black, Remainder G2 Purl Azure, Higher of the 2 Grades = G2	OPLR-MD/D91 Slate Grey

# COLLABORATIVE LOUNGE, BENCHES AND TABLES

SINUOUS SPRING SEAT CONSTRUCTION. WEIGHT CAPACITY IS 350 LBS. PER SEAT.

2023 NEW LEATHER LIST PRICES AND METAL OPTIONS

## MOD

DESIGN: IDI

TEXTILE LIST PRICE

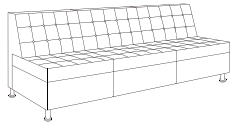
		COM	COL	G 1	G 2	G 3	G 4	G 5	G 6	G 7	G 8	G 9	G 10	G 11	
<b>MOD21TM</b>	METAL LEGS	1480	1750	1480	1670	1750	1840	1925	2010	2210	2415	2595	2770	3035	
<b>MOD21TW</b>	WOOD LEGS	1330	1600	1330	1520	1600	1690	1775	1855	2065	2270	2445	2620	2885	
ARMLESS WITH SEWN TUFT SEAT/BACK		W 28 D 31.5 H 34 SH 17.75 (INCHES)						COM (YDS) 4.25 COL (SQ FT) 85							
		LEATHER PRICE			1	2	3	LEATHER PRICE			1	2	3		
		MOD 21 TW			2925	3065	3125	MOD 21 TM			3070	3210	3270		



		COM	COL	G 1	G 2	G 3	G 4	G 5	G 6	G 7	G 8	G 9	G 10	G 11	
<b>MOD22TM</b>	METAL LEGS	2380	2830	2380	2670	2830	3005	3130	3270	3630	3950	4240	4565	5035	
<b>MOD22TW</b>	WOOD LEGS	2225	2675	2225	2545	2675	2855	2975	3120	3475	3800	4095	4420	4890	
ARMLESS LOVESEAT WITH SEWN TUFT SEAT/BACK		W 54.5 D 31.5 H 34 SH 17.75 (INCHES)						COM (YDS) 7.25 COL (SQ FT) 144							
		LEATHER PRICE			1	2	3	LEATHER PRICE			1	2	3		
		MOD 22 TW			5125	5375	5545	MOD 22 TM			5270	5520	5690		



		COM	COL	G 1	G 2	G 3	G 4	G 5	G 6	G 7	G 8	G 9	G 10	G 11	
<b>MOD23TM</b>	METAL LEGS	3060	3695	3060	3520	3695	3940	4135	4330	4830	5330	5745	6155	6805	
<b>MOD23TW</b>	WOOD LEGS	2905	3550	2905	3370	3550	3790	3990	4180	4690	5185	5600	6010	6660	
ARMLESS SOFA WITH SEWN TUFT SEAT/BACK		W 82 D 31.5 H 34 SH 17.75 (INCHES)						COM (YDS) 10.25 COL (SQ FT) 205 ORDER OPTIONS:							
		LEATHER PRICE			1	2	3	LEATHER PRICE			1	2	3		
		MOD 23 TW			6810	7160	7410	MOD 23 TM			6955	7040	7290		



### OPTIONS

Leg Option	Mini-Tap Power	Fabric/Grade	Tablet Options
<b>ML - Standard Metal Legs \$0</b> PC4 Silver PC20 Flat Black  <b>WL - Standard Wood Legs \$0</b> Select Wood Finish	<b>-- No Selection</b> <b>MT/WHT-R \$400</b> White Unit, Right Sitting Ottoman Area <b>MT/WHT-L \$400</b> White Unit, Left Sitting Ottoman Area <b>MT/WHT-C \$400</b> White Unit, Center Ottoman Area (for loveseat and sofa models)  <b>MT/BLK-R \$400</b> Black Unit, Right Sitting Ottoman Area <b>MT/BLK-L \$400</b> Black Unit, Left Sitting Ottoman Area <b>MT/BLK-C \$400</b> Black Unit, Center Ottoman Area (for loveseat and sofa models)	<b>Upholstery Selection (Seat)</b> Select from standards or COM  <b>Upholstery Selection (Remainder)</b> Select from standards or COM  <b>Higher of the 2 Grades</b> This option must be selected to calculate pricing. Ex: G1 seat selection with G2 Remainder selection, select G2 in higher of the 2 grades.  <b>MFD-2 (multifabric) \$100</b> Combine two COM/COV/COL or fabrics in same grade  <b>MFD-3 (multifabric) \$125</b> Combine three COM/COV/COL or fabrics in same grade	<b>-- No Selection</b> <b>Oval Tablet With Pole</b> (Tablet pole, swivel 360 tablet) <b>OPWR- \$500</b> Maple Veneer Tablet Pole, Oval, Right Handed <b>OPWL- \$500</b> Maple Veneer Tablet Pole, Oval, Left Handed *Select Wood Finish For Tablet and Metal Paint Color For Pole  <b>OPLR- \$500</b> Laminate Tablet Pole, Oval, Right Handed <b>OPLL- \$500</b> Laminate Tablet Pole, Oval, Left Handed *Select Laminate For Tablet and Metal Paint Color For Pole
<b>Caster Option</b> --No Selection <b>AC \$200</b> 4 Casters, Rear handle	<b>Ganging Option</b> --No Selection <b>LC \$85</b> Ganging Connector connects armless sides		

### HOW TO ORDER

SPECIFY: Metal Paint Option | Mini-Tap Power Option (if applicable) | Caster Option (if applicable) | Fabric/Grade | Tablet (if applicable)

### MODEL NUMBER

MOD 23TM

Leg Option	Mini-Tap Power	Fabric/Grade	Tablet
ML - PC4 Silver	MT/WHT/R	Seat: G1 Dillon Black, Remainder G2 Purl Azure, Higher of the 2 Grades = G2	OPLR-MD/D91 Slate Grey

# COLLABORATIVE LOUNGE, BENCHES AND TABLES

SINUOUS SPRING SEAT CONSTRUCTION. WEIGHT CAPACITY IS 350 LBS. PER SEAT.

2023 NEW LEATHER LIST PRICES AND METAL OPTIONS

## MOD

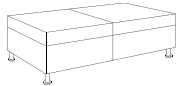
DESIGN: IDI

TEXTILE LIST PRICE

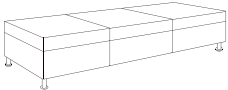
		COM	COL	G 1	G 2	G 3	G 4	G 5	G 6	G 7	G 8	G 9	G 10	G 11
<b>MOD1SM</b>	METAL LEGS	830	1000	830	950	1000	1064	1110	1175	1310	1430	1640	1750	1860
<b>MOD1SW</b>	WOOD LEGS	670	850	700	800	850	915	960	1030	1245	1280	1405	1515	1710
ONE SEAT BENCH WITH PLAIN SEAT		W 28 D 28 H 34 SH 17.75 (INCHES)						COM (YDS) 3 COL (SQ FT) 60						
		LEATHER PRICE			LEATHER PRICE			LEATHER PRICE			LEATHER PRICE			
		MOD1SW			MOD1SM			MOD1SW			MOD1SM			



		COM	COL	G 1	G 2	G 3	G 4	G 5	G 6	G 7	G 8	G 9	G 10	G 11
<b>MOD2SM</b>	METAL LEGS	1175	1415	1175	1350	1415	1500	1580	1650	1825	2010	2150	2310	2565
<b>MOD2SW</b>	WOOD LEGS	1020	1265	1020	1195	1265	1355	1430	1505	1680	1860	2005	2165	2415
TWO SEAT BENCH WITH PLAIN SEAT		W 54.5 D 28 H 34 SH 17.75 (INCHES)						COM (YDS) 3.75 COL (SQ FT) 75						
		LEATHER PRICE			LEATHER PRICE			LEATHER PRICE			LEATHER PRICE			
		MOD2SW			MOD2SM			MOD2SW			MOD2SM			



		COM	COL	G 1	G 2	G 3	G 4	G 5	G 6	G 7	G 8	G 9	G 10	G 11
<b>MOD3SM</b>	METAL LEGS	1485	1835	1485	1715	1835	1955	2055	2150	2385	2650	2860	3095	3415
<b>MOD3SW</b>	WOOD LEGS	1330	1685	1330	1565	1685	1805	1905	2005	2240	2510	2710	2950	3270
THREE SEAT BENCH WITH PLAIN SEAT		W 82 D 28 H 34 SH 17.75 (INCHES)						COM (YDS) 5.25 COL (SQ FT) 105						
		LEATHER PRICE			LEATHER PRICE			LEATHER PRICE			LEATHER PRICE			
		MOD3SW			MOD3SM			MOD3SW			MOD3SM			



### OPTIONS

Leg Option	Mini-Tap Power	Fabric/Grade	Tablet Options
<b>ML - Standard Metal Legs \$0</b> PC4 Silver PC20 Flat Black  <b>WL - Standard Wood Legs \$0</b> Select Wood Finish	-- No Selection <b>MT/WHT-R \$400</b> White Unit, Right Sitting Ottoman Area <b>MT/WHT-L \$400</b> White Unit, Left Sitting Ottoman Area <b>MT/WHT-C \$400</b> White Unit, Center Ottoman Area (for loveseat and sofa models)  <b>MT/BLK-R \$400</b> Black Unit, Right Sitting Ottoman Area <b>MT/BLK-L \$400</b> Black Unit, Left Sitting Ottoman Area <b>MT/BLK-C \$400</b> Black Unit, Center Ottoman Area (for loveseat and sofa models)	<b>Upholstery Selection</b> Select from standards or COM	-- No Selection <b>Oval Tablet With Pole</b> (Tablet pole, swivel 360 tablet) <b>OPWR- \$500</b> Maple Veneer Tablet Pole, Oval, Right Handed <b>OPWL- \$500</b> Maple Veneer Tablet Pole, Oval, Left Handed *Select Wood Finish For Tablet and Metal Paint Color For Pole  <b>OPLR- \$500</b> Laminate Tablet Pole, Oval, Right Handed <b>OPLL- \$500</b> Laminate Tablet Pole, Oval, Left Handed *Select Laminate For Tablet and Metal Paint Color For Pole
<b>Caster Option</b> --No Selection <b>AC \$200</b> 4 Casters	<b>Ganging Option</b> --No Selection <b>LC \$85</b> Ganging Connector connects armless sides		

### HOW TO ORDER

SPECIFY: Metal Paint Option | Mini-Tap Power Option (if applicable) | Caster Option (if applicable) | Fabric/Grade | Tablet (if applicable)

### MODEL NUMBER

MOD3SM

Leg Option	Mini-Tap Power	Fabric/Grade	Tablet
ML - PC4 Silver	MT/WHT-R	Seat: G1 Dillon Black, Remainder G2 Purl Azure, Higher of the 2 Grades = G2	OPLR-MD/D91 Slate Grey



# COLLABORATIVE LOUNGE, BENCHES AND TABLES

SINUOUS SPRING SEAT CONSTRUCTION. WEIGHT CAPACITY IS 350 LBS. PER SEAT.

2023 NEW LEATHER LIST PRICES AND METAL OPTIONS

## MOD

DESIGN: IDI

TEXTILE LIST PRICE

### MOD1TM

METAL LEGS

COM	COL	G 1	G 2	G 3	G 4	G 5	G 6	G 7	G 8	G 9	G 10	G 11
915	1100	915	1045	1100	1160	1215	1270	1400	1520	1650	1850	1950

### MOD1TW

WOOD LEGS

765	940	765	890	940	1005	1060	1115	1250	1370	1490	1696	1800
-----	-----	-----	-----	-----	------	------	------	------	------	------	------	------

ONE SEAT BENCH WITH SEWN TUFT SEAT

W 28 D 28 H 34 SH 17.75 (INCHES)

COM (YDS) 3 COL (SQ FT) 60

LEATHER PRICE

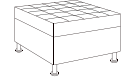
L 1 L 2 L 3

LEATHER PRICE

L 1 L 2 L 3

MOD1TW	1985	2110	2185
--------	------	------	------

MOD1TM	2130	2255	2330
--------	------	------	------



COM	COL	G 1	G 2	G 3	G 4	G 5	G 6	G 7	G 8	G 9	G 10	G 11
-----	-----	-----	-----	-----	-----	-----	-----	-----	-----	-----	------	------

### MOD2TM

METAL LEGS

1300	1535	1300	1470	1535	1625	1695	1770	1945	2120	2270	2430	2770
------	------	------	------	------	------	------	------	------	------	------	------	------

### MOD2TW

WOOD LEGS

1145	1385	1145	1320	1385	1475	1550	1620	1800	1975	2120	2280	2535
------	------	------	------	------	------	------	------	------	------	------	------	------

TWO SEAT BENCH WITH SEWN TUFT SEAT

W 54.5 D 28 H 34 SH 17.75 (INCHES)

COM CR (YDS) 3.75 COL (SQ FT) 75

LEATHER PRICE

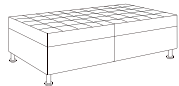
L 1 L 2 L 3

LEATHER PRICE

L 1 L 2 L 3

MOD2TW	2870	2925	3115
--------	------	------	------

MOD2TM	3015	3070	3260
--------	------	------	------



COM	COL	G 1	G 2	G 3	G 4	G 5	G 6	G 7	G 8	G 9	G 10	G 11
-----	-----	-----	-----	-----	-----	-----	-----	-----	-----	-----	------	------

### MOD3TM

METAL LEGS

1670	2015	1670	1900	2015	2135	2230	2270	2385	2770	3035	3270	3600
------	------	------	------	------	------	------	------	------	------	------	------	------

### MOD3TW

WOOD LEGS

1515	1865	1515	1745	1865	1985	2085	2120	2240	2625	2890	3125	3445
------	------	------	------	------	------	------	------	------	------	------	------	------

THREE SEAT BENCH WITH SEWN TUFT SEAT

W 82 D 28 H 34 SH 17.75 (INCHES)

COM (YDS) 5.25 COL (SQ FT) 105

LEATHER PRICE

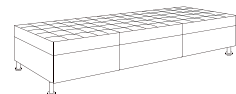
L 1 L 2 L 3

LEATHER PRICE

L 1 L 2 L 3

MOD3TW	3750	3865	3995
--------	------	------	------

MOD3TM	3895	4010	4140
--------	------	------	------



### OPTIONS

Leg Option	Mini-Tap Power	Fabric/Grade	Tablet Options
<b>ML - Standard Metal Legs \$0</b> PC4 Silver PC20 Flat Black  <b>WL - Standard Wood Legs \$0</b> Select Wood Finish	<b>-- No Selection</b> <b>MT/WHT-R \$400</b> White Unit, Right Sitting Ottoman Area <b>MT/WHT-L \$400</b> White Unit, Left Sitting Ottoman Area <b>MT/WHT-C \$400</b> White Unit, Center Ottoman Area (for loveseat and sofa models)  <b>MT/BLK-R \$400</b> Black Unit, Right Sitting Ottoman Area <b>MT/BLK-L \$400</b> Black Unit, Left Sitting Ottoman Area <b>MT/BLK-C \$400</b> Black Unit, Center Ottoman Area (for loveseat and sofa models)	<b>Upholstery Selection</b> Select from standards or COM	<b>-- No Selection</b> <b>Oval Tablet With Pole</b> (Tablet pole, swivel 360 tablet) <b>OPWR- \$500</b> Maple Veneer Tablet Pole, Oval, Right Handed <b>OPWL- \$500</b> Maple Veneer Tablet Pole, Oval, Left Handed *Select Wood Finish For Tablet and Metal Paint Color For Pole  <b>OPLR- \$500</b> Laminate Tablet Pole, Oval, Right Handed <b>OPLL- \$500</b> Laminate Tablet Pole, Oval, Left Handed *Select Laminate For Tablet and Metal Paint Color For Pole
<b>Caster Option</b> --No Selection <b>AC \$200</b> 4 Casters	<b>Ganging Option</b> --No Selection <b>LC \$85</b> Ganging Connector connects armless sides		

### HOW TO ORDER

SPECIFY: Metal Paint Option | Mini-Tap Power Option (if applicable) | Caster Option (if applicable) | Fabric/Grade | Tablet (if applicable)

### MODEL NUMBER

MOD3SM

Leg Option	Mini-Tap Power	Fabric/Grade	Tablet
ML - PC4 Silver	MT/WHT-R	Seat: G1 Dillon Black, Remainder G2 Purl Azure, Higher of the 2 Grades = G2	OPLR-MD/D91 Slate Grey