

# COLLABORATIVE LOUNGE AND TABLES

CLICK FOR : [CONSTRUCTION DETAILS](#), [SURFACES](#), [TEXTILES](#), [GRADED-IN TEXTILE DATA BASE](#), [WARRANTY](#), [FREIGHT](#)

## SOFT

DESIGN: MOST MODEST

### ORDER OPTIONS



SEATING IS STANDARD WITH METAL LEGS IN A CHOICE OF THREE STANDARD POWDER-COAT FINISHES: PC4 SILVER, PC5 CHROME AND PC6 RAVEN. PREMIUM POWDER-COAT FINISHES ARE AVAILABLE FOR UPCHARGE. POWER BOX CENTER AND GANGING CONNECTOR OPTIONS ALSO AVAILABLE. LAMINATE TABLE TOPS WITH MATCHING 3MM EDGE ARE AVAILABLE IN DESIGNER WHITE, DOVE GRAY, FUSION MAPLE AND MONTICELLO MAPLE. WEIGHT CAPACITY IS 350 LBS. PER SEAT.

### METAL LEGS



WITH ADJUSTABLE GLIDE

ADD \$0 LIST

SPECIFY: COLOR NAME

METAL LEGS ARE AVAILABLE WITH A CHOICE OF THREE STANDARD POWDER-COAT FINISHES. PREMIUM POWDER-COAT FINISHES ARE AVAILABLE FOR \$100 UPCHARGE.



PC4 SILVER  
IN STOCK



PC5 CHROME



PC6 RAVEN

### WOOD LEGS



WITH ADJUSTABLE GLIDE

ADD \$100 LIST

SPECIFY: WL + COLOR NAME



10 NATURAL



11 MONTICELLO



12 HUNTINGTON



13 WILD CHERRY



14 VERSAILLES



16 CAFELLE

\*\*FLAT BLACK  
ONE COAT WITH WOOD GRAIN  
SHOWING THROUGH



P20 FLAT BLACK

### TABLE TOP LAMINATE OPTIONS



ADD \$0 LIST

SPECIFY: COLOR NAME

LAMINATE TABLE TOPS WITH MATCHING 3MM EDGE ARE AVAILABLE IN:



DESIGNER WHITE



DOVE GRAY



FUSION MAPLE



MONTICELLO MAPLE



MONTANA WALNUT

OTHER STANDARD OPTIONS INCLUDE SLATE GREY, HUNTINGTON MAPLE, PALISADES OAK, AIMTO SAVATRE, LEAVE LIKATRE, ABSOLUTE ACAJOU AND TRYTOO SAVATRE AND CAN BE FOUND ONLINE, ALL WITH 2 or 3MM MATCHING EDGE. OTHER LAMINATES AVAILABLE FOR UPCHARGE.

# COLLABORATIVE LOUNGE AND TABLES

CLICK FOR : [CONSTRUCTION DETAILS](#), [SURFACES](#), [TEXTILES](#), [GRADED-IN TEXTILE DATA BASE](#), [WARRANTY](#), [FREIGHT](#)

## SOFT

DESIGN: MOST MODEST

### ORDER OPTIONS

#### POWER BOX



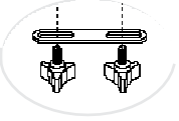
ADD \$450 LIST

SPECIFY: P3W (WHITE), P3B (BLACK)

CONTAINS ONE POWER OUTLET, TWO USB PORTS AND 120-INCH BLACK POWER CORD.  
ALL POWER BOXES ARE ACCESSIBLE FROM FRONT OF UNITS.  
OUTER CARRIAGE OF BOX MATCHES THE POWDER-COAT FINISH SPECIFIED FOR METAL LEGS.

*ARM SEATING MODELS: MOUNTS UNDER SEAT PLATFORM OPPOSITE THE SIDE WITH ARM.  
ARMLESS SEATING MODELS: MOUNTS UNDER SEAT PLATFORM ON LEFT SIDE AS SEATED.  
ARMLESS SEATING MODELS WITH BACKS: MOUNTS UNDER SEAT PLATFORM OPPOSITE THE SIDE WITH BACK.  
TABLE MODELS: MOUNTS UNDER TABLE SURFACE*

#### GANGING CONNECTOR



ADD \$60 LIST (SET OF 1)

SPECIFY: GC

OPTIONAL SET INCLUDES TWO BRACKETS AND FOUR 5/8" X 1" THREADED BLACK LOBE KNOBS FOR CONNECTING TWO UNITS TOGETHER. FIELD ASSEMBLY REQUIRED. CANNOT BE RETROFIT TO PREVIOUSLY ORDERED UNITS.

*MODELS GANG ARMLESS SIDE-TO-ARMLESS SIDE. MODELS WITH TABLES MAY ALSO GANG TO ARMLESS MODELS. ARM MODELS DO NOT GANG EXCEPT IF THEY HAVE AN ARMLESS SIDE.*

#### UPHOLSTERY NOTES



SEE PRE-APPROVED LIST FOR ALL APPLICABLE TEXTILES.

TEXTILES FOR SEATS AND BACKS ARE SPECIFIED SEPARATE FROM PRIVACY BACK PANELS.

STRIPED AND LARGE SCALE PATTERNS WILL NOT BE APPLICABLE TO THIS PRODUCT.

DUE TO THE UNUSUAL UPHOLSTERY CONDITIONS INHERENT IN THE DESIGN OF SOFT,  
NOT ALL SEATING TEXTILES MAY BE SPECIFIED. PRE-APPROVAL IS REQUIRED FOR **ALL** TEXTILES  
OTHER THAN THOSE NOTED IN THE PRE-APPROVED SECTION.

#### PRIVACY PANEL UPHOLSTERY NOTES



TEXTILES FOR PRIVACY BACK PANELS ARE SPECIFIED SEPARATE FROM SEATS AND BACKS.

PRIVACY BACK PANELS ARE FULLY UPHOLSTERED, FIELD INSTALLED AND MUST BE ORDERED AT THE SAME TIME AS THE SEATING COMPONENT. THEY CANNOT BE RETROFITTED TO EXISTING SEATING UNITS.

CONTRASTING SOLID TEXTILES OR "PRIVACY PANEL" OPTIONS IN OUR TEXTILE SECTION ARE RECOMMENDED FOR UPHOLSTERED PRIVACY PANELS.  
LARGE SCALE AND STRIPED PATTERNS WILL NOT BE APPLICABLE TO SOFT PRIVACY PANELS.

# COLLABORATIVE LOUNGE AND TABLES

CLICK FOR : [CONSTRUCTION DETAILS](#), [SURFACES](#), [TEXTILES](#), [GRADED-IN TEXTILE DATA BASE](#), [WARRANTY](#), [FREIGHT](#)

SEATING IS STANDARD WITH METAL OR WOOD LEGS. POWER BOX CENTER AND GANGING CONNECTOR OPTIONS PLUS LAMINATE TABLE TOPS WITH MATCHING 3MM EDGE. WEIGHT CAPACITY IS 350 LBS. PER SEAT.

## SOFT

DESIGN: MOST MODEST

**24001**  
ONE SEAT LOUNGE WITH ARMS



TEXTILE LIST PRICE

COM	COL	G 1	G 2	G 3	G 4	G 5	G 6	G 7	G 8	G 9	G 10	G 11
2445	N/A	2445	2570	2690	2810	2935	3060	3175	3425	3685	3905	4160

W 38 D 31 H 29.5 SH 17 AH 10 (INCHES)

OVERALL COM (YDS) 5.75 (ARMS 2.75, BACK 1.25, BASE 1, SEAT 1.75)

**24002**  
TWO SEAT LOUNGE WITH ARMS



3320	N/A	3320	3510	3685	3860	4045	4240	4410	4780	5120	5500	5840
------	-----	------	------	------	------	------	------	------	------	------	------	------

W 64.5 D 31 H 29.5 SH 17 AH 10 (INCHES)

OVERALL COM (YDS) 8.5 (ARMS 2.75, BACK 2, BASE 2, SEAT 2.75)

**24087**  
THREE SEAT LOUNGE WITH ARMS



4550	N/A	4550	4755	4970	5180	5400	5620	5830	6250	6670	7100	7535
------	-----	------	------	------	------	------	------	------	------	------	------	------

W 87 D 31 H 29.5 SH 17 AH 10 (INCHES)

OVERALL COM (YDS) 9.5 (ARMS 2.75, BACK 3, BASE 4, SEAT 4.75)

### OPTIONS

Leg Options	Power Box	Fabric/Grade
<b>Metal STD \$0</b> PC4 Silver <b>Standard IN STOCK</b> PC5 Chrome PC6 Raven Gloss  <b>Premium</b> PC2 Charcoal Gloss <b>\$100</b> PC20 Flat Black <b>\$100</b>  <b>WL Wood Leg \$100</b> P10 Natural P11 Monticello P12 Huntington P13 Wild Cherry P14 Versailles P16 Cafelle P20 Flat Black (grain shows)	-- No Selection <b>P3W \$450</b> Power box/white power unit, 1 AC/1 USB  <b>P3B \$450</b> Power box/black power unit, 1 AC/1 USB  *power box outer matches leg selection *if wood legs are selected, black is standard **see location notes on page 2  Ganging Option (if applicable)  -- No Selection <b>GC \$60</b> Ganging connector connects armless to armless	<b>Upholstery Selection (Seat)</b> Select from standards or COM  <b>Upholstery Selection (Remainder)</b> Select from standards or COM  <b>Higher of the 2 Grades</b> This option must be selected to calculate pricing. Ex: G1 seat selection with G2 Remainder selection, select G2 in higher off the 2 grades.  <b>MFD-2 (multifabric) \$100</b> Combine two COM/COV/COL or fabrics in same grade  <b>MFD-3 (multifabric) \$125</b> Combine three COM/COV/COL or fabrics in same grade

### HOW TO ORDER

SPECIFY: Leg Finish Option | Power (if applicable) | Ganging Option (if applicable) | Fabric/Grade

### MODEL NUMBER

24001

Base Finish	Power Box	Ganging Option	Fabric/Grade
PC4 Silver	P3B	--No Selection (not applicable)	Seat: G4 M. Lariat, 030 Pepper, Remainder: G7 Camira Blazer CUZ63 Handcross, Higher off the 2 grades = G7

# COLLABORATIVE LOUNGE AND TABLES

CLICK FOR : [CONSTRUCTION DETAILS](#), [SURFACES](#), [TEXTILES](#), [GRADED-IN TEXTILE DATA BASE](#), [WARRANTY](#), [FREIGHT](#)

SEATING IS STANDARD WITH METAL OR WOOD LEGS. POWER BOX CENTER AND GANGING CONNECTOR OPTIONS PLUS LAMINATE TABLE TOPS WITH MATCHING 3MM EDGE. WEIGHT CAPACITY IS 350 LBS. PER SEAT.

## SOFT

DESIGN: MOST MODEST

**24005R**  
RIGHT ARM ONE SEAT



TEXTILE LIST PRICE

COM	COL	G 1	G 2	G 3	G 4	G 5	G 6	G 7	G 8	G 9	G 10	G 11
2295	N/A	2295	2430	2550	2665	2785	2910	3030	3270	3520	3760	4000

W 38 D 31 H 29.5 SH 17 AH 10 (INCHES)

OVERALL COM (YDS) 5.75 (ARMS 1.25, BACK 1.5, BASE 1, SEAT 2.5)

**24005L**  
LEFT ARM ONE SEAT



2295	N/A	2295	2430	2550	2665	2785	2910	3030	3270	3520	3760	4000
------	-----	------	------	------	------	------	------	------	------	------	------	------

W 38 D 31 H 29.5 SH 17 AH 10 (INCHES)

OVERALL COM (YDS) 5.75 (ARMS 1.25, BACK 1.5, BASE 1, SEAT 2.5)

**24006R**  
RIGHT ARM ONE SEAT WITH TABLE



3075	N/A	3075	3200	3330	3460	3600	3735	3880	4120	4400	4660	4920
------	-----	------	------	------	------	------	------	------	------	------	------	------

W 50.5 D 31 H 29.5 SH 17 AH 10 (INCHES)

OVERALL COM (YDS) 6.25 (ARMS 1.25, BACK 1.5, BASE 1.5, SEAT 2.5)

**24006L**  
LEFT ARM ONE SEAT WITH TABLE



3075	N/A	3075	3200	3330	3460	3600	3735	3880	4120	4400	4660	4920
------	-----	------	------	------	------	------	------	------	------	------	------	------

W 50.5 D 31 H 29.5 SH 17 AH 10 (INCHES)

OVERALL COM (YDS) 6.25 (ARMS 1.25, BACK 1.5, BASE 1.5, SEAT 2.5)

### OPTIONS

Leg Options	Power Box	Fabric/Grade	Laminate Finish Option
<b>Metal STD \$0</b> PC4 Silver <b>Standard IN STOCK</b> PC5 Chrome PC6 Raven Gloss  <b>Premium</b> PC2 Charcoal Gloss <b>\$100</b> PC20 Flat Black <b>\$100</b>  <b>WL Wood Leg \$100</b> P10 Natural P11 Monticello P12 Huntington P13 Wild Cherry P14 Versailles P16 Cafelle P20 Flat Black (grain shows)	-- <b>No Selection</b> <b>P3W \$450</b> Power box/white power unit, 1 AC/1 USB  <b>P3B \$450</b> Power box/black power unit, 1 AC/1 USB  *power box outer matches leg selection *if wood legs are selected, black is standard **see location notes on page 2	<b>Upholstery Selection (Seat)</b> Select from standards or COM  <b>Upholstery Selection (Remainder)</b> Select from standards or COM  <b>Higher of the 2 Grades</b> This option must be selected to calculate pricing. Ex: G1 seat selection with G2 Remainder selection, select G2 in higher off the 2 grades.  <b>MFD-2 (multifabric) \$100</b> Combine two COM/COV/COL or fabrics in same grade  <b>MFD-3 (multifabric) \$125</b> Combine three COM/COV/COL or fabrics in same grade	<b>SCL/STD \$0</b> D354 Designer White DG Dove Grey D91 Slate Grey 1595 Black 7909 Fusion Maple 7929 Huntington Maple 7925 Monticello Maple 7987 Palisade Oak 7110 Montana Walnut WC115 Aimoto Savatre WP120 Leave Lakatre WY160 Absolute Acajou WC105 Trytoo Savatre  <b>APPLIES TO 24006R OR L</b>
	Ganging Option (if applicable)  -- <b>No Selection</b> <b>GC \$60</b> Ganging connector connects armless to armless		

### HOW TO ORDER

SPECIFY: Leg Finish Option | Power (if applicable) | Ganging Option (if applicable) | Fabric/Grade

### MODEL NUMBER

24001

Base Finish	Power Box	Ganging Option	Fabric/Grade
PC4 Silver	P3B	--No Selection (not applicable)	Seat: G4 M. Lariat, 030 Pepper, Remainder: G7 Camira Blazer CUZ63 Handcross, Higher off the 2 grades = G7

# COLLABORATIVE LOUNGE AND TABLES

CLICK FOR : [CONSTRUCTION DETAILS](#), [SURFACES](#), [TEXTILES](#), [GRADED-IN TEXTILE DATA BASE](#), [WARRANTY](#), [FREIGHT](#)

SEATING IS STANDARD WITH METAL OR WOOD LEGS. POWER BOX CENTER AND GANGING CONNECTOR OPTIONS PLUS LAMINATE TABLE TOPS WITH MATCHING 3MM EDGE. WEIGHT CAPACITY IS 350 LBS. PER SEAT.

## SOFT

DESIGN: MOST MODEST

TEXTILE LIST PRICE

### 24010R

RIGHT ARM CHAISE



COM	COL	G 1	G 2	G 3	G 4	G 5	G 6	G 7	G 8	G 9	G 10	G 11
3290	N/A	3290	3455	3635	3825	4000	4180	4360	4710	5075	5435	5800

W 38 D 53 H 29.5 SH 17 AH 10 (INCHES)

OVERALL COM (YDS) 6.75 (ARMS 1.25, BACK 1.5, BASE 2, SEAT 2.75)

### 24010L

LEFT ARM CHAISE



3290	N/A	3290	3455	3635	3825	4000	4180	4360	4710	5075	5435	5800
------	-----	------	------	------	------	------	------	------	------	------	------	------

W 38 D 53 H 29.5 SH 17 AH 10 (INCHES)

OVERALL COM (YDS) 6.75 (ARMS 1.25, BACK 1.5, BASE 2, SEAT 2.75)

### 24003

ARMLESS ONE SEAT



1995	N/A	1995	2100	2210	2310	2420	2520	2630	2840	3050	3260	3470
------	-----	------	------	------	------	------	------	------	------	------	------	------

W 38 D 31 H 29.5 SH 17 (INCHES)

OVERALL COM (YDS) 5 (BACK 1.75, BASE 1, SEAT 2.75)

### 24004

ARMLESS TWO SEAT





3165	N/A	3165	3335	3510	3690	3860	4030	4220	4555	4900	5260	5600
------	-----	------	------	------	------	------	------	------	------	------	------	------

W 63.5 D 31 H 29.5 SH 17 (INCHES)

OVERALL COM (YDS) 6.5 (BACK 2.25, BASE 2, SEAT 4.25)

## OPTIONS

Leg Options	Power Box	Fabric/Grade
<b>Metal STD \$0</b> PC4 Silver <b>Standard IN STOCK</b> PC5 Chrome PC6 Raven Gloss  <b>Premium</b> PC2 Charcoal Gloss <b>\$100</b> PC20 Flat Black <b>\$100</b>  <b>WL Wood Leg \$100</b> P10 Natural P11 Monticello P12 Huntington P13 Wild Cherry P14 Versailles P16 Cafelle P20 Flat Black (grain shows)	<b>-- No Selection</b> <b>P3W \$450</b> Power box/white power unit, 1 AC/1 USB    <b>P3B \$450</b> Power box/black power unit, 1 AC/1 USB  *power box outer matches leg selection *if wood legs are selected, black is standard **see location notes on page 2	<b>Upholstery Selection (Seat)</b> Select from standards or COM  <b>Upholstery Selection (Remainder)</b> Select from standards or COM  <b>Higher of the 2 Grades</b> This option must be selected to calculate pricing. Ex: G1 seat selection with G2 Remainder selection, select G2 in higher off the 2 grades.  <b>MFD-2 (multifabric) \$100</b> Combine two COM/COV/COL or fabrics in same grade  <b>MFD-3 (multifabric) \$125</b> Combine three COM/COV/COL or fabrics in same grade
	Ganging Option (if applicable)  <b>-- No Selection</b> <b>GC \$60</b> Ganging connector connects armless to armless  	

## HOW TO ORDER

SPECIFY: Leg Finish Option | Power (if applicable) | Ganging Option (if applicable) | Fabric/Grade

## MODEL NUMBER

24001

Base Finish	Power Box	Ganging Option	Fabric/Grade
PC4 Silver	P3B	--No Selection (not applicable)	Seat: G4 M. Lariat, 030 Pepper, Remainder: G7 Camira Blazer CUZ63 Handcross, Higher off the 2 grades = G7

# COLLABORATIVE LOUNGE AND TABLES

CLICK FOR : [CONSTRUCTION DETAILS](#), [SURFACES](#), [TEXTILES](#), [GRADED-IN TEXTILE DATA BASE](#), [WARRANTY](#), [FREIGHT](#)

SEATING IS STANDARD WITH METAL OR WOOD LEGS. POWER BOX CENTER AND GANGING CONNECTOR OPTIONS PLUS LAMINATE TABLE TOPS WITH MATCHING 3MM EDGE. WEIGHT CAPACITY IS 350 LBS. PER SEAT.

## SOFT

DESIGN: MOST MODEST

**24080R**  
ARMLESS ONE SEAT, RIGHT 24" TABLE



TEXTILE LIST PRICE

COM	COL	G 1	G 2	G 3	G 4	G 5	G 6	G 7	G 8	G 9	G 10	G 11
3220	N/A	3220	3330	3445	3560	3680	3790	3910	4140	4380	4610	4840

W 62 D 31 H 29.5 SH 17 (INCHES)

OVERALL COM (YDS) 5.5 (BACK 1.75, BASE 2, SEAT 3)

**24080L**  
ARMLESS ONE SEAT, LEFT 24" TABLE

**24081R**  
ARMLESS ONE SEAT, RIGHT 12" TABLE



3000	N/A	3000	3120	3230	3340	3450	3560	3670	3900	4120	4330	4570
------	-----	------	------	------	------	------	------	------	------	------	------	------

W 50 D 31 H 29.5 SH 17 (INCHES)

OVERALL COM (YDS) 5.5 (BACK 1.75, BASE 1.75, SEAT 3)

**24081L**  
ARMLESS ONE SEAT, LEFT 12" TABLE

### OPTIONS

Leg Options	Power Box	Fabric/Grade	Laminate Finish Option
<b>Metal STD \$0</b> PC4 Silver <b>Standard IN STOCK</b> PC5 Chrome PC6 Raven Gloss  <b>Premium</b> PC2 Charcoal Gloss <b>\$100</b> PC20 Flat Black <b>\$100</b>  <b>WL Wood Leg \$100</b> P10 Natural P11 Monticello P12 Huntington P13 Wild Cherry P14 Versailles P16 Cafelle P20 Flat Black (grain shows)	-- No Selection <b>P3W \$450</b> Power box/white power unit, 1 AC/1 USB  <b>P3B \$450</b> Power box/black power unit, 1 AC/1 USB  *power box outer matches leg selection *if wood legs are selected, black is standard **see location notes on page 2	<b>Upholstery Selection (Seat)</b> Select from standards or COM  <b>Upholstery Selection (Remainder)</b> Select from standards or COM  <b>Higher of the 2 Grades</b> This option must be selected to calculate pricing. Ex: G1 seat selection with G2 Remainder selection, select G2 in higher off the 2 grades.  <b>MFD-2 (multifabric) \$100</b> Combine two COM/COV/COL or fabrics in same grade  <b>MFD-3 (multifabric) \$125</b> Combine three COM/COV/COL or fabrics in same grade	<b>SCL/STD \$0</b> D354 Designer White DG Dove Grey <b>D91</b> Slate Grey 1595 Black 7909 Fusion Maple 7929 Huntington Maple 7925 Monticello Maple 7987 Palisade Oak 7110 Montana Walnut WC115 Aimto Savatre WP120 Leave Lakatre WY160 Absolute Acajou WC105 Trytoo Savatre
	Ganging Option (if applicable)  -- No Selection <b>GC \$60</b> Ganging connector connects armless to armless		

### HOW TO ORDER

SPECIFY: Leg Finish Option | Power (if applicable) | Ganging Option (if applicable) | Fabric/Grade

### MODEL NUMBER

24001

Base Finish	Power Box	Ganging Option	Fabric/Grade
PC4 Silver	P3B	--No Selection (not applicable)	Seat: G4 M. Lariat, 030 Pepper, Remainder: G7 Camira Blazer CUZ63 Handcross, Higher off the 2 grades = G7

# COLLABORATIVE LOUNGE AND TABLES

CLICK FOR : [CONSTRUCTION DETAILS](#), [SURFACES](#), [TEXTILES](#), [GRADED-IN TEXTILE DATA BASE](#), [WARRANTY](#), [FREIGHT](#)

SEATING IS STANDARD WITH METAL OR WOOD LEGS. POWER BOX CENTER AND GANGING CONNECTOR OPTIONS PLUS LAMINATE TABLE TOPS WITH MATCHING 3MM EDGE. WEIGHT CAPACITY IS 350 LBS. PER SEAT.

## SOFT

DESIGN: MOST MODEST

**24011R**  
RIGHT BACK BENCH



TEXTILE LIST PRICE

COM	COL	G 1	G 2	G 3	G 4	G 5	G 6	G 7	G 8	G 9	G 10	G 11
3175	N/A	3175	3335	3495	3650	3810	3970	4125	4445	4760	5075	5395

W 63.5 D 31 H 29.5 SH 17 (INCHES)

OVERALL COM (YDS) 7.5 (BACK 1.5, BASE 2, SEAT 4)

**24011L**  
LEFT BACK BENCH



3175	N/A	3175	3335	3495	3650	3810	3970	4125	4445	4760	5075	5395
------	-----	------	------	------	------	------	------	------	------	------	------	------

W 63.5 D 31 H 29.5 SH 17 (INCHES)

OVERALL COM (YDS) 7.5 (BACK 1.5, BASE 2, SEAT 4)

**24012**  
ARMLESS 45° INSIDE SEAT



3135	N/A	3135	3275	3420	3560	3705	3855	3990	4275	4560	4860	5150
------	-----	------	------	------	------	------	------	------	------	------	------	------

W 60 D 31 H 29.5 SH 17 (INCHES)

OVERALL COM (YDS) 8.25 (BACK 3, BASE 2.5, SEAT 3)

**24013**  
ARMLESS 45° OUTSIDE SEAT





3135	N/A	3135	3275	3420	3560	3705	3855	3990	4275	4560	4860	5150
------	-----	------	------	------	------	------	------	------	------	------	------	------

W 60 D 31 H 29.5 SH 17 (INCHES)

OVERALL COM (YDS) 8.25 (BACK 3, BASE 2.5, SEAT 3)

ORDER OPTIONS: POWER BOX, GANGING CONNECTOR, METAL LEG FINISH

### OPTIONS

Leg Options	Power Box	Fabric/Grade
<b>Metal STD \$0</b> PC4 Silver <b>Standard IN STOCK</b> PC5 Chrome PC6 Raven Gloss  <b>Premium</b> PC2 Charcoal Gloss <b>\$100</b> PC20 Flat Black <b>\$100</b>  <b>WL Wood Leg \$100</b> P10 Natural P11 Monticello P12 Huntington P13 Wild Cherry P14 Versailles P16 Cafelle P20 Flat Black (grain shows)	<b>-- No Selection</b> <b>P3W \$450</b> Power box/white power unit, 1 AC/1 USB   <b>P3B \$450</b> Power box/black power unit, 1 AC/1 USB  *power box outer matches leg selection *if wood legs are selected, black is standard **see location notes on page 2	<b>Upholstery Selection (Seat)</b> Select from standards or COM  <b>Upholstery Selection (Remainder)</b> Select from standards or COM  <b>Higher of the 2 Grades</b> This option must be selected to calculate pricing. Ex: G1 seat selection with G2 Remainder selection, select G2 in higher off the 2 grades.  <b>MFD-2 (multifabric) \$100</b> Combine two COM/COV/COL or fabrics in same grade  <b>MFD-3 (multifabric) \$125</b> Combine three COM/COV/COL or fabrics in same grade
	Ganging Option (if applicable)  <b>-- No Selection</b> <b>GC \$60</b> Ganging connector connects armless to armless  	

### HOW TO ORDER

SPECIFY: Leg Finish Option | Power (if applicable) | Ganging Option (if applicable) | Fabric/Grade

### MODEL NUMBER

24001

Base Finish	Power Box	Ganging Option	Fabric/Grade
PC4 Silver	P3B	--No Selection (not applicable)	Seat: G4 M. Lariat, 030 Pepper, Remainder: G7 Camira Blazer CUZ63 Handcross, Higher off the 2 grades = G7

# COLLABORATIVE LOUNGE AND TABLES

CLICK FOR : [CONSTRUCTION DETAILS](#), [SURFACES](#), [TEXTILES](#), [GRADED-IN TEXTILE DATA BASE](#), [WARRANTY](#), [FREIGHT](#)

SEATING IS STANDARD WITH METAL OR WOOD LEGS. POWER BOX CENTER AND GANGING CONNECTOR OPTIONS PLUS LAMINATE TABLE TOPS WITH MATCHING 3MM EDGE. WEIGHT CAPACITY IS 350 LBS. PER SEAT.

## SOFT

DESIGN: MOST MODEST

### 24003-B

ARMLESS ONE SEAT WITH BACK PRIVACY PANEL



TEXTILE LIST PRICE

COM	COL	G 1	G 2	G 3	G 4	G 5	G 6	G 7	G 8	G 9	G 10	G 11
2975	N/A	2975	3135	3305	3475	3645	3810	3980	4320	4655	5000	5340

W 38 D 32 H 51.5 SH 17 (INCHES)

OVERALL COM (YDS) 5 (BACK 1.75, BASE 1, SEAT 2.75, ADD PANEL 2.75)

### 24003-BR

ARMLESS ONE SEAT WITH RIGHT AND BACK PRIVACY PANELS



3520	N/A	3520	3735	3955	4185	4400	4620	4830	5270	5720	6150	6600
------	-----	------	------	------	------	------	------	------	------	------	------	------

W 39 D 32 H 51.5 SH 17 (INCHES)

OVERALL COM (YDS) 5 (BACK 1.75, BASE 1, SEAT 2.75, ADD PANELS 4.75)

### 24003-BL

ARMLESS ONE SEAT WITH LEFT AND BACK PRIVACY PANELS

### 24003-BLR

ARMLESS ONE SEAT WITH FULL PRIVACY PANELS



4100	N/A	4100	4380	4645	4900	5170	5450	5710	6250	6800	7340	7865
------	-----	------	------	------	------	------	------	------	------	------	------	------

W 40 D 32 H 51.5 SH 17 (INCHES)

OVERALL COM (YDS) 5 (BACK 1.75, BASE 1, SEAT 2.75, ADD PANELS 7)

#### OPTIONS

Leg Options	Power Box	Fabric/Grade
<b>Metal STD \$0</b> PC4 Silver <b>Standard IN STOCK</b> PC5 Chrome PC6 Raven Gloss  <b>Premium</b> PC2 Charcoal Gloss <b>\$100</b> PC20 Flat Black <b>\$100</b>  <b>WL Wood Leg \$100</b> P10 Natural P11 Monticello P12 Huntington P13 Wild Cherry P14 Versailles P16 Cafelle P20 Flat Black (grain shows)	<b>-- No Selection</b> <b>P3W \$450</b> Power box/white power unit, 1 AC/1 USB  <b>P3B \$450</b> Power box/black power unit, 1 AC/1 USB  *power box outer matches leg selection *if wood legs are selected, black is standard **see location notes on page 2	<b>Upholstery Selection (Seat)</b> Select from standards or COM  <b>Upholstery Selection (Remainder)</b> Select from standards or COM  <b>Upholstery Selection (Privacy)</b> Select from standards or COM  <b>Higher of the 3 Grades</b> This option must be selected to calculate pricing. Ex: G1 seat selection with G2 Remainder selection, G5 Privacy selection, select G5 in higher off the 3 grades.
	Ganging Option (if applicable)  <b>-- No Selection</b> <b>GC \$60</b> Ganging connector connects armless to armless	<b>MFD-2 (multifabric) \$100</b> Combine two COM/COV/COL or fabrics in same grade  <b>MFD-3 (multifabric) \$125</b> Combine three COM/COV/COL or fabrics in same grade

#### HOW TO ORDER

SPECIFY: Leg Finish Option | Power (if applicable) | Ganging Option (if applicable) | Fabric/Grade

#### MODEL NUMBER

24001

Base Finish	Power Box	Ganging Option	Fabric/Grade
PC4 Silver	P3B	--No Selection (not applicable)	Seat: G4 Pepper 030, Remainder: G7 CUZ63 Handcross, Privacy: G1 Dillon Black = Higher off the 3 grades = G7



# COLLABORATIVE LOUNGE AND TABLES

CLICK FOR : [CONSTRUCTION DETAILS](#), [SURFACES](#), [TEXTILES](#), [GRADED-IN TEXTILE DATA BASE](#), [WARRANTY](#), [FREIGHT](#)

SEATING IS STANDARD WITH METAL OR WOOD LEGS. POWER BOX CENTER AND GANGING CONNECTOR OPTIONS PLUS LAMINATE TABLE TOPS WITH MATCHING 3MM EDGE. WEIGHT CAPACITY IS 350 LBS. PER SEAT.

## SOFT

DESIGN: MOST MODEST

TEXTILE LIST PRICE

### 24004-B

ARMLESS TWO SEAT WITH BACK PRIVACY PANEL



COM	COL	G 1	G 2	G 3	G 4	G 5	G 6	G 7	G 8	G 9	G 10	G 11
4350	N/A	4350	4620	4900	5170	5440	5710	6000	6540	7090	7640	8190

W 63.5 D 32 H 51.5 SH 17 (INCHES)

OVERALL COM (YDS) 6.5 (BACK 2.25, BASE 2, SEAT 4.25, ADD PANEL 4.25)

### 24004-BR

ARMLESS TWO SEAT WITH RIGHT AND BACK PRIVACY PANELS



COM	COL	G 1	G 2	G 3	G 4	G 5	G 6	G 7	G 8	G 9	G 10	G 11
4970	N/A	4970	5300	5610	5930	6260	6580	6910	7560	8210	8880	9515

W 65.5 D 32 H 51.5 SH 17 (INCHES)

OVERALL COM (YDS) 6.5 (BACK 2.25, BASE 2, SEAT 4.25, ADD PANELS 6.25)

### 24004-BL

ARMLESS TWO SEAT WITH LEFT AND BACK PRIVACY PANELS

### 24004-BLR

ARMLESS TWO SEAT WITH FULL PRIVACY PANELS



COM	COL	G 1	G 2	G 3	G 4	G 5	G 6	G 7	G 8	G 9	G 10	G 11
5565	N/A	5565	5940	6315	6690	7070	7445	7835	8570	9330	10080	10880

W 67.5 D 32 H 51.5 SH 17 (INCHES)

OVERALL COM (YDS) 6.5 (BACK 2.25, BASE 2, SEAT 4.25, ADD PANELS 8.5)

## OPTIONS

Leg Options	Power Box	Fabric/Grade
<b>Metal STD \$0</b> PC4 Silver <b>Standard IN STOCK</b> PC5 Chrome PC6 Raven Gloss  <b>Premium</b> PC2 Charcoal Gloss <b>\$100</b> PC20 Flat Black <b>\$100</b>  <b>WL Wood Leg \$100</b> P10 Natural P11 Monticello P12 Huntington P13 Wild Cherry P14 Versailles P16 Cafelle P20 Flat Black (grain shows)	<b>-- No Selection</b> <b>P3W \$450</b> Power box/white power unit, 1 AC/1 USB  <b>P3B \$450</b> Power box/black power unit, 1 AC/1 USB  *power box outer matches leg selection **if wood legs are selected, black is standard **see location notes on page 2	<b>Upholstery Selection (Seat)</b> Select from standards or COM  <b>Upholstery Selection (Remainder)</b> Select from standards or COM  <b>Upholstery Selection (Privacy)</b> Select from standards or COM  <b>Higher of the 3 Grades</b> This option must be selected to calculate pricing. Ex: G1 seat selection with G2 Remainder selection, G5 Privacy selection, select G5 in higher off the 3 grades.
	Ganging Option (if applicable)  <b>-- No Selection</b> <b>GC \$60</b> Ganging connector connects armless to armless	<b>MFD-2 (multifabric) \$100</b> Combine two COM/COV/COL or fabrics in same grade  <b>MFD-3 (multifabric) \$125</b> Combine three COM/COV/COL or fabrics in same grade

## HOW TO ORDER

SPECIFY: Leg Finish Option | Power (if applicable) | Ganging Option (if applicable) | Fabric/Grade

## MODEL NUMBER

24001

Base Finish	Power Box	Ganging Option	Fabric/Grade
PC4 Silver	P3B	--No Selection (not applicable)	Seat: G4 Pepper 030, Remainder: G7 CUZ63 Handcross, Privacy: G1 Dillon Black = Higher off the 3 grades = G7

# COLLABORATIVE LOUNGE AND TABLES

CLICK FOR : [CONSTRUCTION DETAILS](#), [SURFACES](#), [TEXTILES](#), [GRADED-IN TEXTILE DATA BASE](#), [WARRANTY](#), [FREIGHT](#)

SEATING IS STANDARD WITH METAL OR WOOD LEGS. POWER BOX CENTER AND GANGING CONNECTOR OPTIONS PLUS LAMINATE TABLE TOPS WITH MATCHING 3MM EDGE. WEIGHT CAPACITY IS 350 LBS. PER SEAT.

## SOFT

DESIGN: MOST MODEST

### 24005R-B

RIGHT ARM ONE SEAT WITH BACK PRIVACY PANEL



TEXTILE LIST PRICE

COM	COL	G 1	G 2	G 3	G 4	G 5	G 6	G 7	G 8	G 9	G 10	G 11
3150	N/A	3150	3340	3530	3715	3895	4080	4270	4640	5000	5380	5750

W 38.5 D 32 H 51.5 SH 17 AH 10 (INCHES)

OVERALL COM (YDS) 5.75 (ARMS 1.25, BACK 1.5, BASE 1, SEAT 2.5, ADD PANEL 3)

### 24005L-B

LEFT ARM ONE SEAT WITH BACK PRIVACY PANEL

### 24006R-B

RIGHT ARM ONE SEAT WITH TABLE AND BACK PRIVACY PANEL



3870	N/A	3870	4070	4260	4455	4660	4850	5045	5450	5840	6230	6630
------	-----	------	------	------	------	------	------	------	------	------	------	------

W 50.5 D 32 H 51.5 SH 17 AH 10 (INCHES)

OVERALL COM (YDS) 6.25 (ARMS 1.25, BACK 1.5, BASE 1.5, SEAT 2.5, ADD PANEL 3)

### 24006L-B

LEFT ARM ONE SEAT WITH TABLE AND BACK PRIVACY PANEL

### 24010R-B

RIGHT ARM CHAISE WITH AND BACK PRIVACY PANEL



4300	N/A	4300	4540	4800	5035	5535	5775	5800	6265	6770	7260	7750
------	-----	------	------	------	------	------	------	------	------	------	------	------

W 38.5 D 53 H 51.5 SH 17 AH 10 (INCHES)

OVERALL COM (YDS) 6.75 (ARMS 1.25, BACK 1.5, BASE 2, SEAT 2.75, ADD PANEL 3)

### 24010L-B

LEFT ARM CHAISE WITH AND BACK PRIVACY PANEL

#### OPTIONS

Leg Options	Power Box	Fabric/Grade	Laminate Finish Option
<b>Metal STD \$0</b> PC4 Silver <b>Standard IN STOCK</b> PC5 Chrome PC6 Raven Gloss  <b>Premium</b> PC2 Charcoal Gloss <b>\$100</b> PC20 Flat Black <b>\$100</b>  <b>WL Wood Leg \$100</b> P10 Natural P11 Monticello P12 Huntington P13 Wild Cherry P14 Versailles P16 Cafelle P20 Flat Black (grain shows)	-- No Selection <b>P3W \$450</b> Power box/white power unit, 1 AC/1 USB  <b>P3B \$450</b> Power box/black power unit, 1 AC/1 USB  *power box outer matches leg selection **if wood legs are selected, black is standard **see location notes on page 2	<b>Upholstery Selection (Seat)</b> Select from standards or COM  <b>Upholstery Selection (Remainder)</b> Select from standards or COM  <b>Upholstery Selection (Privacy)</b> Select from standards or COM  <b>Higher of the 3 Grades</b> This option must be selected to calculate pricing. Ex: G1 seat selection with G2 Remainder selection, G5 Privacy selection, select G5 in higher off the 3 grades.  <b>MFD-2 (multifabric) \$100</b> Combine two COM/COV/COL or fabrics in same grade  <b>MFD-3 (multifabric) \$125</b> Combine three COM/COV/COL or fabrics in same grade	<b>SCL/STD \$0</b> D354 Designer White DG Dove Grey <b>D91</b> Slate Grey 1595 Black 7909 Fusion Maple 7929 Huntington Maple 7925 Monticello Maple 7987 Palisade Oak 7110 Montana Walnut WC115 Aimto Savatre WP120 Leave Lakatre WY160 Absolute Acajou WC105 Trytoo Savatre
	Ganging Option (if applicable)  -- No Selection <b>GC \$60</b> Ganging connector connects armless to armless		<b>APPLIES TO 24006R-B OR 24006L-B</b>

#### HOW TO ORDER

SPECIFY: Leg Finish Option | Power (if applicable) | Ganging Option (if applicable) | Fabric/Grade

#### MODEL NUMBER

24001

Base Finish	Power Box	Ganging Option	Fabric/Grade
PC4 Silver	P3B	--No Selection (not applicable)	Seat: G4 Pepper 030, Remainder: G7 CUZ63 Handcross, Privacy: G1 Dillon Black = Higher off the 3 grades = G7

# COLLABORATIVE LOUNGE AND TABLES

CLICK FOR : [CONSTRUCTION DETAILS](#), [SURFACES](#), [TEXTILES](#), [GRADED-IN TEXTILE DATA BASE](#), [WARRANTY](#), [FREIGHT](#)

SEATING IS STANDARD WITH METAL OR WOOD LEGS. POWER BOX CENTER AND GANGING CONNECTOR OPTIONS PLUS LAMINATE TABLE TOPS WITH MATCHING 3MM EDGE. WEIGHT CAPACITY IS 350 LBS. PER SEAT.

## SOFT

DESIGN: MOST MODEST

### 24011R-B

RIGHT BACK BENCH WITH RIGHT BACK PRIVACY PANEL



TEXTILE LIST PRICE

COM	COL	G 1	G 2	G 3	G 4	G 5	G 6	G 7	G 8	G 9	G 10	G 11
4250	N/A	4250	4470	4700	4920	5150	5370	5600	6045	6500	6940	7400

W 64.5 D 32 H 51.5 SH 17 (INCHES)

OVERALL COM (YDS) 7.5 (BACK 1.5, BASE 2, SEAT 4, ADD PANEL 3)

### 24011L-B

LEFT BACK BENCH WITH LEFT BACK PRIVACY PANEL

### 24017

SOFT SHACK



13,585	N/A	13,585	14,360	15,160	15,960	16,800	17,575	18,350	19,985	21,585	23,610	24,760
--------	-----	--------	--------	--------	--------	--------	--------	--------	--------	--------	--------	--------

W 100 D 66 H 51.5 SH 17 (INCHES)

OVERALL COM (YDS) 17 (BACK 4.5, BASE 4, SEAT 8.5, ADD PANELS 16.75)

PRICING INCLUDES SEATING, TABLE AND PANELS

THE SOFT SHACK CREATES A SECLUDED SPACE, ENCLOSED ON ALL SIDES AND ACCESSIBLE THROUGH SINGLE OPENING, AND PROVIDES VISUAL AND ACOUSTIC PRIVACY FOR FOUR PEOPLE

\*\*Select from standard laminate offerings on page 1 for table top.

\*\*Table base will match metal leg color selection.

CONTACT CUSTOMER SERVICE FOR QUOTES AS FREIGHT CHARGES MAY APPLY TO THIS PRODUCT.

OPTIONS			
<b>Leg Options</b>  <b>Metal STD \$0</b> PC4 Silver <b>Standard IN STOCK</b> PC5 Chrome PC6 Raven Gloss  <b>Premium</b> PC2 Charcoal Gloss <b>\$100</b> PC20 Flat Black <b>\$100</b>  <b>WL Wood Leg \$100</b> P10 Natural P11 Monticello P12 Huntington P13 Wild Cherry P14 Versailles P16 Cafelle P20 Flat Black (grain shows)	<b>Power Box</b>  -- No Selection <b>P3W \$450</b> Power box/white power unit, 1 AC/1 USB  <b>P3B \$450</b> Power box/black power unit, 1 AC/1 USB  *power box outer matches leg selection *if wood legs are selected, black is standard **see location notes on page 2  Ganging Option (if applicable)  -- No Selection <b>GC \$60</b> Ganging connector connects armless to armless	<b>Fabric/Grade</b>  <b>Upholstery Selection (Seat)</b> Select from standards or COM  <b>Upholstery Selection (Remainder)</b> Select from standards or COM  <b>Upholstery Selection (Privacy)</b> Select from standards or COM  <b>Higher of the 3 Grades</b> This option must be selected to calculate pricing. Ex: G1 seat selection with G2 Remainder selection, G5 Privacy selection, select G5 in higher off the 3 grades.  <b>MFD-2 (multifabric) \$100</b> Combine two COM/COV/COL or fabrics in same grade  <b>MFD-3 (multifabric) \$125</b> Combine three COM/COV/COL or fabrics in same grade	<b>Laminate Finish Option</b>  <b>SCL/STD \$0</b> D354 Designer White DG Dove Grey <b>D91</b> Slate Grey 1595 Black 7909 Fusion Maple 7929 Huntington Maple 7925 Monticello Maple 7987 Palisade Oak 7110 Montana Walnut WC115 Aimto Savatre WP120 Leave Lakatre WY160 Absolute Acajou WC105 Trytoo Savatre  <b>APPLIES TO 24017</b>

#### HOW TO ORDER

SPECIFY: Leg Finish Option | Power (if applicable) | Ganging Option (if applicable) | Fabric/Grade

MODEL NUMBER			
24001			
Base Finish	Power Box	Ganging Option	Fabric/Grade
PC4 Silver	P3B	--No Selection (not applicable)	Seat: G4 Pepper 030, Remainder: G7 CUZ63 Handcross, Privacy: G1 Dillon Black = Higher off the 3 grades = G7

# COLLABORATIVE LOUNGE AND TABLES

CLICK FOR : [CONSTRUCTION DETAILS](#), [SURFACES](#), [TEXTILES](#), [GRADED-IN TEXTILE DATA BASE](#), [WARRANTY](#), [FREIGHT](#)

SEATING IS STANDARD WITH METAL OR WOOD LEGS. POWER BOX CENTER AND GANGING CONNECTOR OPTIONS PLUS LAMINATE TABLE TOPS WITH MATCHING 3MM EDGE. WEIGHT CAPACITY IS 350 LBS. PER SEAT.

## SOFT

DESIGN: MOST MODEST

**24007**  
ONE SEAT BENCH



TEXTILE LIST PRICE

COM	COL	G 1	G 2	G 3	G 4	G 5	G 6	G 7	G 8	G 9	G 10	G 11
1400	N/A	1400	1485	1570	1650	1735	1820	1900	2065	2235	2410	2570

W 39 D 32 H 16.5 (INCHES)

OVERALL COM (YDS) 4.25 (BASE 1.5, SEAT 3)

**24008**  
TWO SEAT BENCH



2075	N/A	2075	2190	2310	2425	2540	2650	2760	3000	3220	3450	3685
------	-----	------	------	------	------	------	------	------	------	------	------	------

W 65 D 32 H 16.5 (INCHES)

OVERALL COM (YDS) 6 (BASE 2.5, SEAT 3.5)

**24009**  
THREE SEAT BENCH



2525	N/A	2525	2645	2770	2900	3020	3145	3270	3520	3785	4025	4280
------	-----	------	------	------	------	------	------	------	------	------	------	------

W 86 D 32 H 16.5 (INCHES)

OVERALL COM (YDS) 7.25 (BASE 3, SEAT 4.25)

### OPTIONS

Leg Options	Power Box	Fabric/Grade
<b>Metal STD \$0</b> PC4 Silver <b>Standard IN STOCK</b> PC5 Chrome PC6 Raven Gloss  <b>Premium</b> PC2 Charcoal Gloss <b>\$100</b> PC20 Flat Black <b>\$100</b>  <b>WL Wood Leg \$100</b> P10 Natural P11 Monticello P12 Huntington P13 Wild Cherry P14 Versailles P16 Cafelle P20 Flat Black (grain shows)	<b>-- No Selection</b> <b>P3W \$450</b> Power box/white power unit, 1 AC/1 USB  <b>P3B \$450</b> Power box/black power unit, 1 AC/1 USB  *power box outer matches leg selection *if wood legs are selected, black is standard **see location notes on page 2  Ganging Option (if applicable)  <b>-- No Selection</b> <b>GC \$60</b> Ganging connector connects armless to armless	<b>Upholstery Selection (Top Seat)</b> Select from standards or COM  <b>Upholstery Selection (Remainder - Bottom Base)</b> Select from standards or COM  <b>Higher of the 2 Grades</b> This option must be selected to calculate pricing. Ex: G1 seat selection with G2 Remainder selection, select G2 in higher off the 2 grades.  <b>MFD-2 (multifabric) \$100</b> Combine two COM/COV/COL or fabrics in same grade  <b>MFD-3 (multifabric) \$125</b> Combine three COM/COV/COL or fabrics in same grade

### HOW TO ORDER

SPECIFY: Leg Finish Option | Power (if applicable) | Ganging Option (if applicable) | Fabric/Grade

### MODEL NUMBER

24001

Base Finish	Power Box	Ganging Option	Fabric/Grade
PC4 Silver	P3B	--No Selection (not applicable)	Seat: G4 Pepper 030, Remainder: G7 CUZ63 Handcross, Privacy: G1 Dillon Black = Higher off the 3 grades = G7

# COLLABORATIVE LOUNGE AND TABLES

CLICK FOR : [CONSTRUCTION DETAILS](#), [SURFACES](#), [TEXTILES](#), [GRADED-IN TEXTILE DATA BASE](#), [WARRANTY](#), [FREIGHT](#)

WEIGHT CAPACITY IS 350 LBS. PER SEAT.

## SOFT

DESIGN: MODERNEST

TEXTILE LIST PRICE

24014

COM	COL	G 1	G 2	G 3	G 4	G 5	G 6	G 7	G 8	G 9	G 10	G 11
880	N/A	880	915	945	975	1010	1040	1070	1135	1200	1265	1325

OTTOMAN WITH MARINE BASE

W 19 D 19 H 16.5 (INCHES)

OVERALL COM (YDS) 1.5

FEATURES MARINE GRADE PLASTIC POLYMER BASE FOR RUGGED USE AND BLACK NYLON HANDLE.



24014-C

OTTOMAN WITH CASTERS

COM	COL	G 1	G 2	G 3	G 4	G 5	G 6	G 7	G 8	G 9	G 10	G 11
865	N/A	865	895	925	960	990	1020	1055	1120	1180	1245	1305

W 19 D 19 H 16.5 (INCHES)

OVERALL COM (YDS) 1.5

FEATURES FIVE 50MM BLACK CASTERS AND BLACK NYLON HANDLE.



### OPTIONS

Grommet Option	Fabric/Grade
<b>Metal STD \$0</b> PC4 Silver <b>Standard IN STOCK</b> PC5 Chrome PC6 Raven Gloss  <b>Premium</b> PC2 Charcoal Gloss <b>\$100</b> PC20 Flat Black <b>\$100</b>	<b>Upholstery Selection</b> Select from standards or COM

### HOW TO ORDER

SPECIFY: Grommet Option | Fabric/Grade

### MODEL NUMBER

24001

Grommet Option	Fabric/Grade
PC4 Silver	G4 Lariat Pepper 030

# COLLABORATIVE LOUNGE AND TABLES

CLICK FOR : [CONSTRUCTION DETAILS](#), [SURFACES](#), [TEXTILES](#), [GRADED-IN TEXTILE DATA BASE](#), [WARRANTY](#), [FREIGHT](#)

UNIBODY TABLES BASES SHIP ASSEMBLED WITH FIELD ASSEMBLY REQUIRED FOR THE TOP.

## SOFT

DESIGN: MOST MODEST

LIST PRICE

**LAMINATE (SCL/STD)**  
WITH 2 or 3MM EDGE

**24015**  
WORK TABLE

955

W 14 D 14 H 28 (INCHES)



**24020**  
LARGE WORK TABLE

985

W 20 D 20 H 28 (INCHES)



**24016**  
MEET TABLE

2110

W 48 D 22 H 28 (INCHES)



### OPTIONS

Metal Paint Color Options	Laminate Finish Option
<b>Metal STD \$0</b> PC4 Silver <b>Standard IN STOCK</b> PC5 Chrome PC6 Raven Gloss  <b>Premium</b> PC2 Charcoal Gloss <b>\$100</b> PC20 Flat Black <b>\$100</b>	<b>SCL/STD \$0</b> D354 Designer White DG Dove Grey D91 Slate Grey 1595 Black 7909 Fusion Maple 7929 Huntington Maple 7925 Monticello Maple 7987 Palisade Oak 7110 Montana Walnut WC115 Aimto Savatre WP120 Leave Lakatre WY160 Absolute Acajou WC105 Trytoo Savatre

### HOW TO ORDER

SPECIFY: Metal Paint Color Option | Laminate finish option

### MODEL NUMBER

24016

Metal Paint Color Option	Laminate Finish Option
PC4 Silver	SCL/STD, 7909 Fusion Maple